

ON THE  
**FORM AND CONSTRUCTION**  
OF  
**PRISONS.**

---

*Price 10s. 6d. in Boards.*



600003316J

26. 66g.





REMARKS *S.H. 1827.*  
ON THE  
FORM AND CONSTRUCTION  
OF  
PRISONS:  
WITH  
APPROPRIATE DESIGNS

---

ILLUSTRATED BY ENGRAVINGS.

---

PUBLISHED BY  
THE COMMITTEE  
OF  
THE SOCIETY FOR THE IMPROVEMENT OF PRISON DISCIPLINE, &c.

---

LONDON:

SOLD BY J. AND A. ARCH, CORNHILL; HATCHARD AND SON, PICCADILLY:  
D. LIZARS, EDINBURGH: AND R. M. TIMS, DUBLIN.

---

1826.

669.

PRINTED BY RICHARD TAYLOR,  
SHOK-LANE, LONDON.

## PREFACE.

---

Few Acts of the Legislature, during the present reign, reflect upon it more real lustre than the Laws which have been framed for the consolidation of the Prison Statutes, and the improved government of Gaols. These Laws are founded upon principles of Criminal Jurisprudence, the truth of which reason sanctions and experience has confirmed. They provide, not only for the safe custody of the prisoner, but also for the preservation of his health, the correction of his guilt, and the reform of his morals: and they distinctly recognise those plans of discipline, by which alone these desirable objects can be attained;—viz. Inspection, Classification, Hard labour, and Religious instruction.

There is, however, one point connected with the right management of Gaols, the neglect of which often renders the wisest enactments of the Legislature, and the most beneficial plans of the Magistracy, partial and unavailing. The Committee refer to the proper *Construction* of Prisons. This is a subject on which very erroneous opinions exist, and there is none on which it is more important that correct notions should prevail. An architect when employed to furnish the



plan of a gaol, from his own want of information on the subject of prison discipline, usually has recourse to some other gaol as a model:—but he has no general principles to guide his selection; and the number of prisons worthy of imitation is small indeed.

Of the prisons in this country, several were not built for the confinement of criminals; while others, designed for penal imprisonment, were erected at a period when the safe custody of the offender was regarded as the only object worthy of attention. It is painful to add that this observation applies to more than one prison erected in modern times, and which are not less remarkable for the inefficiency of their plans than for inattention to economy. From the entire absence of the power of *Inspection* in these buildings, it would seem as if it had been expressly designed to exclude the prisoner from observation, and thus to afford indulgence to idleness and insubordination; while their imperfect means of *Classification* give full scope to corrupt intercourse and mutual debasement. Other defects furnish proofs but too decisive that much information is still required to be diffused in this hitherto neglected department of civil architecture.

To present the Public with a series of examples that shall at once illustrate the evils of defective, and the advantages of well-arranged designs for Gaols, &c. is the object of this Tract; which is submitted to the Magistracy, and to those



professional gentlemen whose services may be engaged in this branch of architecture, in the hope that it will facilitate their labours, and contribute to the general adoption of an improved system of prison construction.

It is an act no less of pleasure than of gratitude, on the part of the Committee, to record their obligations to His Majesty's Secretary of State for the Home Department, for the liberty of access which he has kindly afforded them to the collection of prison plans deposited in his office; a privilege, to which the Committee have been indebted for some useful materials in preparing this publication.

London, November 1, 1826.

# CONTENTS.

---

## PART I.

State of the English Prisons at the period of HOWARD's visits, in 1774.—Defects in the plan and construction of new Gaols then erected; with illustrative examples :—*Newgate*;—*Chelmsford*;—*Exeter*;—*Oxford*;—*Winchester*;—*Gloucester*;—*Stafford*;—*Middlesex*, (*Cold-Bath Fields*);—*Shrewsbury*;—*Dorchester*;—*Surrey*, (*Southwark*). Improvements in the form of prisons, about the year 1790. Introduction of the RADIATING plan by Mr. Blackburn; Examples :—*Manchester*;—*Liverpool*, (*Borough Gaol*);—*Ipswich*.—Coeval introduction of the POLYGONAL and CIRCULAR plan; Examples :—*Chester*;—*Edinburgh*.—Improvements in the radiating plan :—*Bury*;—*Cambridge*;—*Worcester*. Improvements in the polygonal and circular plan :—*Devizes*;—*Durham*;—*Surrey*, (*Brixton*);—*Liverpool*, (*Kirkdale*);—*Manchester*, (*New Bailey*);—*Lancaster Castle*. Defects of the circular plan, as compared with that on the radiating principle;—in inspection, facility of access, separation of classes, security, salubrity, &c. Notices of prisons recently built according to well-arranged plans :—*Knutsford*;—*Beverley*;—*Wakefield*;—*Norfolk*;—*Norwich*;—*Derby*, &c.—Exceptions of modern gaols which are defective in Inspection, &c. . . . . Page 1 to 33.

## PART II.

General principles of improved prison-architecture. DETAILS. Local situation :—Arrangement and construction of buildings, &c. Boundary wall;—entrance;—reception-rooms;—central station for the Governor and officers, Chapel, &c.—Prisoners' departments :—day-rooms;—work-rooms;—night-cells;—solitary-cells;—airing-courts;—detached hospital, &c.—ILLUSTRATIONS BY ENGRAVED DESIGNS :—*Gaol, or House of Correction, for 200 prisoners*;—*Gaol, or House of Correction, for 50 prisoners*.—Plans on improved principles which may be adapted to Prisons of various descriptions. Examples :—small local Gaol to contain 30 prisoners;—City or Borough Gaol for 50 prisoners;—County Gaol, House of Correction, or Penitentiary, for 100 prisoners;—Enlargement of similar plans, for the accommodation of 200, 250, and 300 prisoners;—the number of classes, or di-

## CONTENTS.

vii

visions, to be extended in each instance.—Example for a larger prison which may require more than one central station:—Gaol and House of Correction on the same site, but in separate Establishments, to contain 350 or 400 prisoners. . . . . Page 34 to 58

## APPENDIX.

|   |         |
|---|---------|
| Description of the County prisons for Kent. . . . .   | Page 59 |
| Description of the General Penitentiary, Millbank, Westminster. . . . .   | 61      |
| Description of the panopticon prison, projected by Jeremy Bentham, Esq. .   | 65      |
| Extracts from Act—4 Geo. 4. cap. 64, and 5 Geo. 4. cap. 85 ; relative to the arrangement and construction of prisons, &c. . . . . | 66      |
| Supplementary notes. . . . .  | 69      |



# REMARKS,

&c.

---

## PART I.

*State of the English prisons at the period of Howard's visits, 1774.—Defective form and construction of new gaols then erected, with illustrative examples.—Alterations made in prison-buildings about the year 1790.—Introduction of the radiating plan, and the polygonal and circular plans, with examples of progressive improvements.—Defects of the circular plan as compared with that on the radiating principle.—Notices of improved modern prisons, &c.*

---

HOWARD commenced his visits to the English prisons in the year 1774. At that period the county or city gaol in many districts was comprised within the ancient ducal or baronial castle, which had been constructed in distant centuries\*. To these buildings were usually attached dark, damp, filthy, and unventilated dungeons, originally designed as places of punishment for the victims of persecution, during ages of feudal tyranny and gothic superstition. Immured in this castle-dungeon, or pit, and crowded together in large companies, Howard states that he frequently found prisoners—especially those committed for criminal offences—suffering under the most severe restraints and cruel deprivations†.

---

\* Among the most celebrated buildings of this description may be classed the castles at Lancaster, Chester, York, Lincoln, Oxford, Norwich, Warwick, Gloucester, Worcester, Cambridge, &c., several of the sites of which are now occupied by modern gaols, shire-halls, or county courts. Many of these castles were of considerable extent, and displayed the architectural style of the age in which they were erected. In some few instances portions of the original edifices have been retained as prisons; but they are now generally divested of their former disgraceful means of incarceration.

It was the practice to select an elevated and commanding situation for this description of buildings; and it is owing to this circumstance, that some prisons which now occupy original sites are considered to be remarkably healthy, although contiguous to a large city or town.

† In Howard's description of the gaol at Warwick, he states that "the men-felons' night-room is in an octagonal dungeon, about 21 feet diameter, down 31 steps; close, damp, and offensive."—He adds, "I saw 32 lie chained in this dungeon, two of whom were ill of a slow fever." This subterranean vault continued to be the sleeping-place of criminals until the year 1797.—It was 18 feet 10 inches under ground: in the middle was a cess-pool for the necessities of nature; and on the side there was a stream of water. The mode of securing the felons together was by a heavy chain, which passed through the leg-fetter of each individual, and being carried up the steps, the chain was then fastened on the outside of the door. The only light and air communicated to the dungeon was through an iron-grated aperture at the top, about 3 feet wide, on a level with the court. Within this place 45 prisoners were sometimes confined.

A similar subterranean prison at Worcester Castle is described by Howard: "The men-felons' dungeon is 26 steps under ground, and circular, 18 feet diameter, with barrack beds. Over it is an aperture in the court, with an iron grate."—In 1783, an eminent physician, Dr. Johnstone, jun., fell "a much lamented martyr to a noble discharge of duty, in attending the prisoners ill of a fever in Worcester gaol." The dungeon was continued in use for some years afterwards.

In the account of Bristol Gaol, Howard writes: "their dungeon (male-felons') the pit,



At this period the prison-buildings throughout the kingdom were ascertained to be in a most defective condition. Howard remarked generally that "many county gaols were decayed and ruinous, or in other respects totally unfit for the purposes of confinement." In speaking of their construction, he says: "Few prisons separate men and women in the day-time. In some counties the gaol is also the bridewell; in others those prisons are contiguous; and the court, or yard, is common to all the prisoners."—"Where prisoners are not kept in underground cells, or dungeons, they are often confined to their rooms, because there is no court belonging to the prison, or because the walls round the same are ruinous, or too low for safety."—"Some gaolers live distant from the prison, in houses that do not belong to the county."

The exposure of evils and abuses in prisons, which took place at this time, was the occasion of considerable efforts being made in several counties to promote the erection of new gaols, according to the humane principles which Howard laboured to diffuse. This object was also essentially aided by the subsequent publication of his enlightened sentiments on the general treatment and regulation of prisoners. It must however be remarked, that at that period the principles of gaol-construction were but very imperfectly understood. The following observations are therefore designed to be especially applicable to the improvements which have been since effected in prison-buildings. It has not in this publication been considered requisite to enter into a detail of the salutary regulations introduced by Howard, in his attempts to alleviate human misery. His noble exertions effected the removal of disease, and the relief of bodily suffering, to an extent beyond description: a still greater change—the reformation of morals—remained however to be produced; and much laborious investigation was required, before the prejudices attached to old established customs could be subdued. It yet remained to be proved that the prevalent evils of imprisonment were not the necessary consequence of just punishment; that their removal may be effected by attention to the construction and salubrity of the gaol; and that moral reformation may be attained, by a judicious system of discipline and superintendence.

Among the principal amendments which were at that period made in prison-buildings, it may be proper to notice the introduction of wards, courts, and night-rooms, for the separation of prisoners into classes; an apartment for

down 18 steps, is about 17 feet diameter, and 9 feet high. Barrack bedsteads; no bedding, nor straw. It is close and offensive, with only a small window." In March 1818 this prison was visited by Mr. Fowell Buxton, when the building of a new gaol was in progress. The dungeon is thus described by Mr. Buxton, in his able and interesting publication on Prison Discipline: "We were furnished with candles, and we descended 18 long steps into a vault; at the bottom was a circular space; a narrow passage 18 inches wide runs through this, and the sides are furnished with barrack bedsteads. The floor, which is considered to be on the same level with the river, was very damp. The smell at this hour (one o'clock) was something more than can be expressed by the term 'disgusting.' The bedstead was very dirty, and on one part of it I discovered a wretched human being, who complained of severe illness."—"The preceding night 18 persons had slept here; and according to the report of the turnkey, some of them were untried."

In the City Gaol at Coventry (although built in 1772,) the original dungeon-cells were retained, and have been continued down to the present time. Howard writes—"to their dungeons (men-felons') you go down 12 steps to a passage 4 feet wide; the four dungeons are about 9 feet by 6 feet. At the upper corner of each is a little window: all are very damp, dirty, and offensive. We went down with torches." In 1825 these dismal cells were still used for the sleeping-places of the male prisoners. Happily, the magistrates of this populous city have now determined on the erection of a new gaol, and intend to avail themselves of improved principles of construction.



the sick; and the provision of a chapel. These progressive improvements, although at first on a limited scale, possess a striking measure of importance, when the neglect and disorder which at that time characterized the prisons are fully considered. Much of Howard's attention had been directed to the removal of evils resulting from an injudicious mode of prison-construction; and, in connexion with other important changes, he was doubtless impressed with the great advantages of exercising a constant superintendence and control over prisoners: but, notwithstanding the anxiety which was evinced by many enlightened magistrates to adopt well-arranged plans for their new gaols, it does not appear that a sufficient degree of importance was ever attached to the attainment of complete *Inspection*\* over the several departments of a prison,—that power which subsequent experience has shown to be of primary importance in the regulation of a gaol.

The general form of building adopted in new prisons at this period was either that of a square or a parallelogram; the outline being frequently varied by rectangular projections and breaks. The courts or airing-yards for the prisoners were sometimes placed within the hollow square or quadrangular pile of building, as in the construction of Newgate, (*Vide* Diagram, page 4), for the security of the prisoners when in the courts: in this case the building formed the surrounding barrier, and the walls being of considerable thickness, a detached boundary was not considered requisite. But in many instances the airing-courts were made to surround the building, which then generally consisted of one continued range, as at Exeter and Winchester (*Vide* Diagrams, pages 6 and 8). By this disposition of the courts the intervention of an external boundary wall became necessary, and the prison then possessed the advantage of affording a degree of salubrity in the courts, with means for ventilating the interior, which could not be obtained according to the former arrangement. The house for the gaoler, keeper, or turnkey, was stationed at or near the entrance of the prison; but the defective construction of this building precluded a view of the departments occupied by the prisoners, the windows of the officers' rooms being generally so situated as to look into the street or road in front of the gaol.

In examining the plan and construction of prisons erected in Howard's time (from 1770 to 1790), it must be remarked that the position and arrangement of the buildings were in many cases very injudicious; and among other defects it is observable that no means were adopted by which the officers could exercise any degree of inspection over the prisoners, without having to pass into their immediate presence. In consequence of this error the security of the gaol became materially diminished; and to provide against this evil in many instances, measures of restraint, especially cruel because they might have been rendered unnecessary, continued to be in force, by which the regular superintendence of the prisoners was after all rendered irksome and hazardous. The great inconvenience arising from a faulty arrangement in the original plan, has led to frequent endeavours to improve the buildings; when it has seldom been found practicable to obtain the advantages of complete inspection without an entire re-construction of the edifice. It is indeed a matter of concern that the importance of *constant and*

---

\* Inspection may be considered as one of the first principles to be attended to in the arrangement of prison designs. Where good inspection is difficult it is usually neglected.

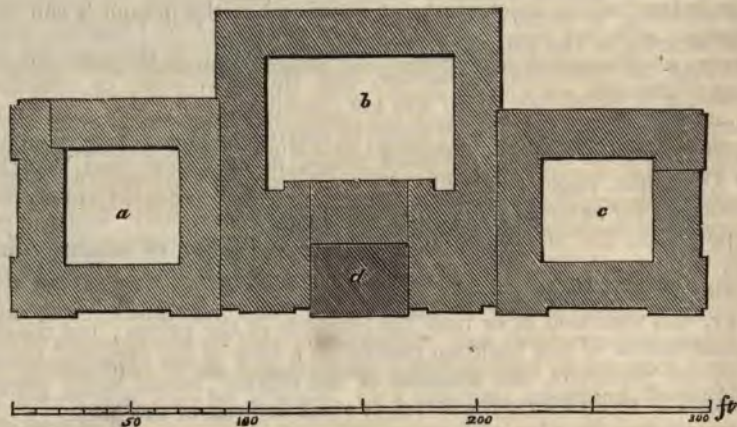
Prisoners should not be able at any part of the day to escape the possibility of observation. This constant over-looking embraces many advantages, and especially security, as attempts at escape will in that case be rarely made. No riot or insubordination can arise under such circumstances, without being immediately observed.



*unobserved Inspection* has in many instances not been appreciated; for even in some modern gaols, which have in other respects been built after approved designs, this valuable principle has been disregarded, and its subsequent attainment been rendered impracticable.

With a view to trace some remarkable features in the progress of prison improvements since the days of Howard, and at the same time to point out prominent defects, a few examples are selected which will illustrate the form and construction of the most important gaols erected during the above period\*.

The annexed diagram exhibits the general form of the prison of Newgate, the re-construction of which took place in 1780.



The situation of this gaol—in the centre of the metropolis, and adjoining to public streets—rendered it necessary to provide in an especial manner for the safe custody of the prisoners; but in the endeavour to accomplish this object, the architect appears to have disregarded other important objects of prison-construction. The buildings are arranged so as to form three large quadrangles, and the windows of these look into the internal areas (*a*, *b*, *c*). The prisoners' airing-courts were thus inclosed with lofty impenetrable buildings, by which the general salubrity and ventilation of the interior became materially diminished. The three courts were originally designed for the limited classification of debtors (*a*), men-felons (*b*), and women-felons (*c*)†. It has been since (in 1815) found absolutely necessary to place the debtors in

\* Most of the examples are illustrated by diagrams or outline plans, which show the various forms adopted in the buildings referred to. These diagrams have been carefully reduced from original plans, and they are all projected to the same scale, in order that the comparative size and capacity of each prison may be readily comprehended.

† *Vide* The description and plan of Newgate, inserted in Howard's first publication, entitled "The State of the Prisons in England and Wales." The building which contains



another prison\* ; a sub-division of each court was also made, in order to extend the number of classes ; but the original construction of the interior was so defective, that it has been found impracticable to preserve a judicious system of separation. The arrangement of the building is imperfect, inasmuch as it precludes that facility of access to the various departments, which is highly necessary in a prison of this magnitude, in order that the officers may exercise such a degree of control as will ensure proper discipline. There is a total absence of inspection. The keeper's house (*d*) is in front, having the windows looking into the street ; and there is no possibility of obtaining inspection from the keeper's apartments into any of the courts or wards of the prison. The chapel is placed at the back of the keeper's house, and fronts the central court. Another great evil in the construction is, that separate sleeping-cells were not provided ; and the prisoners are obliged to sleep in companies in several large rooms or wards. This practice is, for the male prisoners especially, to be much deplored, from that degree of mischief and contamination which must inevitably result to some individuals, by this indiscriminate association, at a time when the prisoners can be the least subjected to control.

The inclosed quadrangular form and defective internal arrangements of Newgate (although not very dissimilar in the plan to that of some prison establishments on the continent) render it particularly objectionable as a model for imitation, even in gaols requiring but a limited scale of classification ; a remark not deserving the less attention, because the exterior of the prison presents a massive and imposing elevation ; which is calculated to excite impressions in favour of its security and seclusion.

About the year 1780 a new County Gaol for Essex was erected at Chelmsford†, agreeably to a design which was at that time considered to possess great superiority ; but the plan exhibits an injudicious arrangement of buildings, and a consequent absence of inspection and convenient access to the various departments.

The buildings for the criminal prisoners are placed parallel to each other, and at right angles from the front building, which contains the keeper's residence (in the centre), the debtors' wards, &c. presenting a handsome extended elevation next the road. The criminals' wards have the windows looking towards the courts or airing-yards, which are placed between the two parallel ranges ; and the courts on each side are separated by a walled

the "condemned cells" is not shown in the diagram : the old parts which have been retained for that purpose adjoin the rear of the Debtors' Prison (*a*).

\* Howard at his last visit to Newgate, in 1788, made the following remark : "Unless the debtors be removed, to give room for the separation of the other prisoners, and a reform be made in the prison, an audacious spirit of profaneness and wickedness will continue to prevail in the lower class of the people in London."

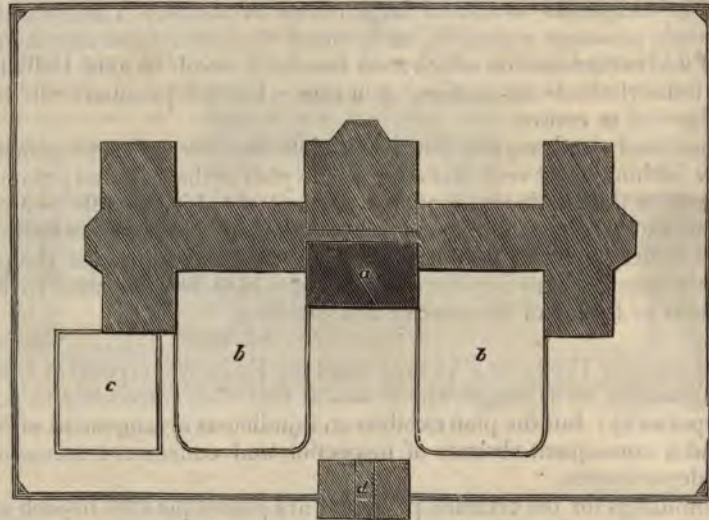
This prison must have been dreadfully crowded at some periods, previous to the removal of the debtors. Mr. Nield states, in his "Account of the Prisons, &c." published in 1808, that upwards of 300 debtors, and near 900 criminals, "making altogether upwards of 1200 prisoners," had been confined in Newgate at one time.

† In describing the old county gaol, Howard called it "a close prison, frequently infected with the gaol distemper." He also remarked, "There is a new gaol, which exceeds the old one in strength, &c. almost as much as in splendour. The county, to their honour, have spared no cost. The magistrates cannot but know the plan. The felons' apartments being entirely out of sight from the gaoler's house, I beg leave to observe, that a window might be made in his kitchen, which would overlook the felons' court ; and that the window in the debtors' apartment towards the street is highly improper, as an avenue for introducing at all times spirituous liquors, &c."



passage, which runs across from the entrance to the opposite end; the officers, therefore, could not see into or enter any of the prisoners' day-rooms without crossing the courts from the middle passage. The keeper's house being placed in front, with the windows of the principal apartments towards the street, a view over the interior of the prison could not be obtained\*.

In 1788, the County Gaol for Devonshire was erected at Exeter, by Mr. Blackburn, an architect of celebrity, who was employed in designing and building several prisons in Howard's time†. This gaol consists of a long rectangular pile of brick building, having a large projecting centre, and projecting wings at each end; the outline being similar to that of the annexed diagram.



\* The House of Correction at Chelmsford, which adjoins the gaol, has been built more recently. There is no central passage here; but the yards are of considerable length, and have a range of cells placed on each side of the same. The inspection of this prison is also very defective.

The plan of Chelmsford gaol will be more readily understood by reference to the diagram (inserted in a subsequent part of this tract) containing the outline of Clerkenwell New Prison, in which the arrangement of the two parallel buildings occupied by the prisoners is similar to that at Chelmsford. These buildings have the airing-yards between them, and a close walled passage crosses the prison, as described above. At Clerkenwell prison there is no front range of building as at Chelmsford, the keeper's house being placed at a short distance from the entrance, but in a position which prevents him from seeing into any of the prisoners' courts or rooms.

† Mr. Blackburn was engaged in the erection of county gaols at Exeter, Oxford, Gloucester, Stafford, Monmouth, Dorchester, and Ipswich; also of County Bridewells or Houses of Correction at Lawford's Gate, Northleach, Horsley, and Little Dean, Gloucestershire; Preston, and Manchester, Lancashire; Lewes, Sussex; the City Gaol at Oxford, and the Borough Gaol at Liverpool. In the subsequent pages several of these prisons are referred to, in order to exemplify the improvements which were made in various plans by this able and ingenious architect.

The following prisons, designed by Mr. Blackburn, may be briefly noticed as being of a form nearly similar to that of the gaol described above.

Monmouth County Gaol consists of a long range of building, with a projecting centre, in which are placed the keeper's house and chapel. Two large airing-courts are in front, and two in the rear, with a surrounding passage-way and detached boundary wall. There are



The keeper's house (*a*) was placed in the front (central) part of the main range of building, but its construction did not admit of inspection into the departments occupied by the prisoners. The classification was very limited, there being only three airing-courts, two for the men (*b, b*), and one for the women (*c*): all the courts were inclosed with walls. There is a detached entrance-lodge (*d*) in front, and the prison is surrounded by a boundary wall placed at a considerable distance from the buildings and courts, whereby the salubrity of the interior was materially promoted. This arrangement may be deemed an important improvement when compared with the former inclosed position of the buildings and courts.

This new gaol contained a number of single or separate sleeping-cells on each story; these cells opened into a wide middle passage, or gallery, which extended through the whole length of the building\*. No infirmary was attached to this prison†.

Oxford County Gaol and Bridewell were built about the year 1788, on the site of the ancient castle‡, which comprises three acres of ground. The buildings of this prison were detached and irregular, in consequence of a portion of the old erections having been retained. The governor's house was isolated, having a large area round it. There were four distinct ranges of building occupied by the prisoners, and several courts connected therewith, but the position of these buildings and courts did not admit of inspection from the officers' station§.

The city gaol and bridewell at Oxford were also built by Mr. Blackburn. The keeper's house with the chapel occupies the central part of the building. There are four divisions, with airing-courts, for about forty prisoners; but

---

circular towers at the angles of the building, containing the staircases, which give to the exterior a bold castellated appearance.

Lewes House of Correction consists of a long range of building, with the keeper's house in the middle; two airing-courts in front, and two in the rear.

The House of Correction at Preston contains two parallel ranges of building, with central courts besides those on the exterior, and a passage-way round the whole.

\* A similar disposition of prison cells appears to have been adopted in many subsequent examples; but the arrangement is considered defective, because it affords opportunity for prisoners to converse and communicate together, at night, across the middle gallery; and it precludes that entire separation of the classes, which can be effected when the building is divided by a middle wall, and each range of cells has its distinct gallery and staircase.

† At the present time considerable alterations and enlargements are making at this county gaol, with a view to obtain the classification required by the new prison Act, and to provide additional accommodation. For this purpose the present courts are to be subdivided, and several new airing-courts, with day-rooms, are to be formed, partly in the rear, and partly between the present building and the boundary wall, so as to provide in the whole for about fourteen separate classes. A passage of communication is to be opened round the keeper's house in the centre, and some means of inspection from thence are to be introduced. A detached Infirmary is proposed to be erected in the rear, (by extending a part of the boundary wall,) with airing-courts for male and female convalescents.

The House of Correction, the site of which adjoins the gaol, is a building of modern erection, and constructed on an improved plan.

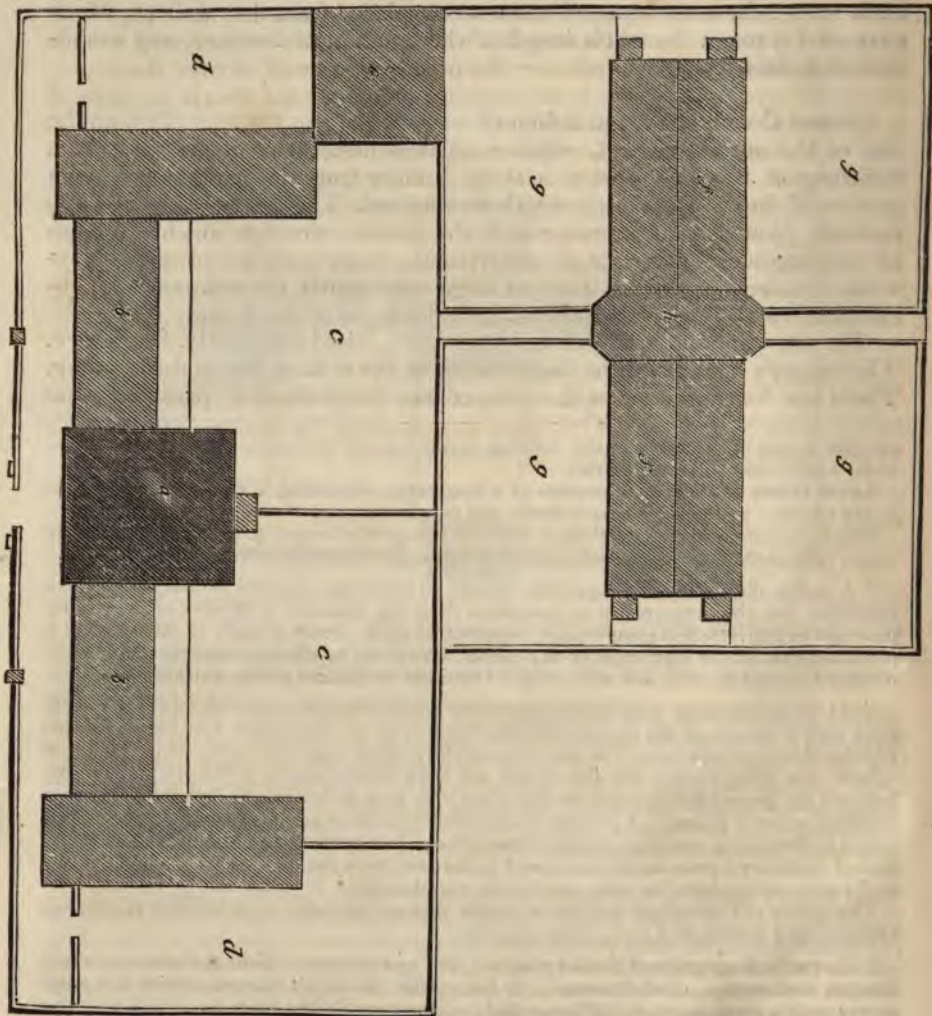
‡ Howard's description of the old gaol, in 1776, is as follows: "Felons' day-room or hall for men and women, down five steps, 21 feet by 15; the men's dungeon down five steps more; only a small window. The women's night-room 6½ feet by 4; no window. The court common to both, 29 feet by 23. The gaoler has a spacious garden."—"The wards are close and offensive, so that if crowded, I should not greatly wonder to hear of another fatal assize at Oxford."

§ This prison has of late years been much altered and enlarged; the number of classes is now extended to eleven separate divisions; but the means of general inspection, especially from the residence of the governor, are still very incomplete.



the courts being separated by low open palisades of wood, the classes were enabled to communicate together. Much attention was bestowed on the means of ventilating the interior of the prisoners' departments \*; but in the attainment of this object the general security was diminished, by the facility afforded for conversation from cell to cell.

The County Gaol for Hampshire was erected at Winchester in 1788, under the direction of Mr. Howard. The front part containing the Debtors' Prison is of more recent erection, being completed in 1805 after the designs of Mr. Money Penny†. The whole is shown by the following diagram.



\* A thorough air was admitted to pass through the building in every direction. But in winter, it is stated, the prisoners are too much exposed to cold drafts in the passages, &c. The cell-doors are made of open iron-work; every passage has ventilators to the floors above and below; and each cell has an aperture for the same purpose, above the door into the passage.

† "The present gaol has been most injudiciously built nearly in the centre of the city of



The *modern* part of this gaol consists of an extensive range of building, with a handsome elevation next the street. The keeper's residence (*a*) occupies the centre part, and the debtors' wards (*b, b*), which are very spacious, are placed on each side of it, having two large airing-courts (*c, c*) in the rear, with open arcades. There are also two smaller courts (*d, d*) for the female prisoners. The chapel (*e*) is between the debtors' and criminals' prison. Beyond the debtors' courts, in a parallel direction, is a large detached range of building (*the old part*), containing the criminals' prison (*f, f*), which has four court-yards (*g, g, g, g*) connected with it. The turnkeys' rooms (*h*) are in the centre part of this building, and from small windows in the angles a view of the adjoining courts can be obtained. The distance at which the keeper's residence is placed from this most important part of the prison, must be attended with great inconvenience, and it must diminish the keeper's control over the prisoners, as well as over the subordinate officers, a duty which the superior officer should always be enabled to command with the greatest facility\*.

The County House of Correction at Winchester was erected about the same period. It is situated at a short distance from the gaol, and consists of a solid range of building, which extends nearly the whole length of the ground. The governor's house is in the middle, through which is the general approach to the prisoners' departments, there being no turnkey's lodge at the entrance†. There are four large court-yards for prisoners, two in front and two in the rear of the main building, as at the County Gaol‡.

Gloucester County Prison was erected in 1789, from the designs of Mr. Blackburn, and under the auspices of Sir G. O. Paul, a magistrate eminently distinguished for his exertions in promoting the reform of the prisons in that county§.

Winchester, surrounded by buildings, which not only impede the free circulation of air, but are in many other respects of great inconvenience." *Vide* Report of the Visiting Magistrates, published in 1817.

\* When the governor's or keeper's residence is at the entrance, or in front of the prison, he is generally placed at a distance from a great part of the interior, and is thereby deprived of the means of inspecting his prisoners, or of viewing the general movements of his establishment, except by personal visits into the respective courts and wards; the effect of which is often but momentary, and when solely depended on may lead to inconvenient and dangerous deception, as it regards the real state and conduct of the classes. The keeper should be able to exercise a constant and unobserved inspection, not only over the prisoners in their separate departments, but likewise over the subordinate officers; the latter object being of no small importance, when it is considered that the officers' example will have great influence on the conduct of those over whom they are placed.

† This was a great omission in the original plan. Independent of the means of security which a front lodge affords, it is the most eligible situation for the receiving cells, and for the bathing apparatus, oven, &c., where new prisoners may be examined by the surgeon, and be properly cleansed when requisite, before they are placed in the interior departments with the other prisoners.

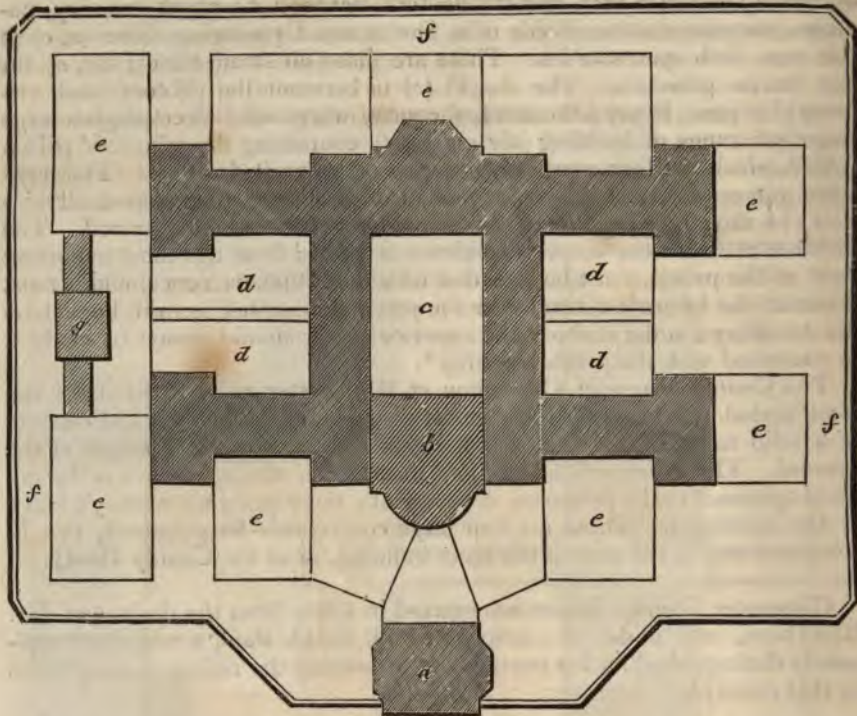
‡ Each of these court-yards is now divided; and by recent alterations the means of classification have been materially extended, in both these county prisons; and several judicious improvements are made in the buildings, for the introduction of labour, &c.

§ This prison, although not then completed, was described by Mr. Howard, in his latest visit, as being "a lasting monument of Sir G. O. Paul's skill and humanity."

The following statement of the mode of confining criminals in the old gaol, is extracted from Sir G. O. Paul's address to the Grand Jury of the county, at the summer assizes, 1783. "The whole herd of prisoners, those committed for trial and those convicted, the young and the old offender, are indiscriminately driven at night into one dark pen. A want of security which is said to exist in this general receptacle, has produced a contrivance



The following diagram shows the general form of the buildings.



This prison was intended to comprise a gaol and bridewell, and also a penitentiary for convicted felons. The boundary wall incloses about three acres of ground. The turnkey's lodge (*a*) at the entrance contains the guard-room, warm and cold baths, fumigating-room, &c. The governor's house (*b*) is opposite to the entrance. The "keeper's court," a large central area (*c*), communicates with the quadrangular range of building which incloses it. There are two principal buildings parallel to each other, with projecting wings, and connected by a range of building running across from each side of the governor's house. Four of the airing-courts (*d, d, d, d*) for convicted prisoners, are chiefly inclosed by the main building. There are also several airing-courts (*e, e*), which are placed round the buildings, but separated from each other by plots of garden ground, to prevent communication between the classes. The debtors occupy the large airing-ground in the rear. All the courts are inclosed next the boundary wall with open palisades, so as to form a wide passage-way (*f, f*) round the prison; and

which is worthy of observation, as it is little inferior in ingenuity to that of the Ely gaoler. (*Vide Howard's Description, 1779.*) A ponderous chain crosses this place of rest, and passing through the middle link of each man's fetter, it is made fast at each end, and the whole number are threaded together. Thus with an additional burthen on their daily misery, are they left to pass the hours destined by nature to ease and refreshment. Enlarged from these horrors of the night, this indiscriminate number of prisoners are crowded into one room, 12 feet by 11 feet; so that there being now sixty-five prisoners, each man has a space of less than two square feet to stand in. In winter the inclemency of the weather obliges them to pass the greater part of their day in this situation; and this circumstance alone, according to the opinion of the medical gentlemen consulted by the late Grand Jury, was a sufficient cause of those fatal distempers which raged through the last winter."

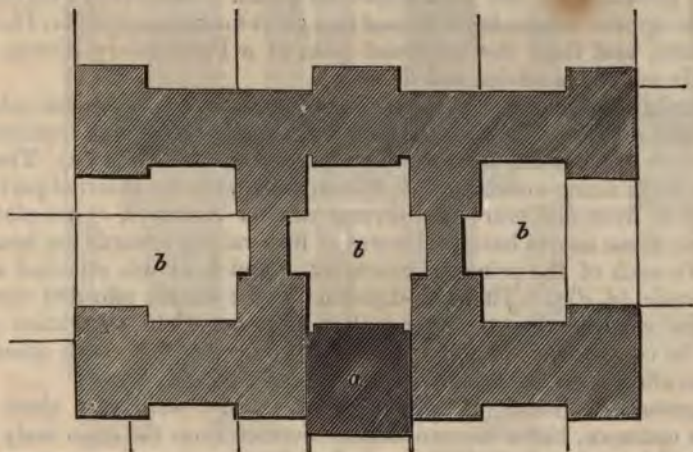


from this passage-way the officers can occasionally observe the actions of the prisoners in the courts: this was certainly an improvement\*; but the prisoners' wards or day-rooms cannot be inspected without crossing the courts, or entering the rooms from the internal passages. The inclosed situation of the governor's house also precludes him from having inspection over the prisoners' departments. The detached building (*g*) contains work-rooms for penitentiary prisoners†, several of whom are also employed in solitary cells.

This prison contains about 180 separate cells, (each 9 feet by 7 feet) which open into middle passages or galleries, as described at Exeter gaol.

The cost of erecting this prison was about 26,000*l.*‡

The County Gaol at Stafford, erected about 1790, is very similar in the general form of its buildings to the prison last described, as will be seen by the following outline of the *central* part only.



\* This method of viewing the airing-courts was adopted in several prisons erected at that period. It is, however, an injudicious arrangement, because the officer cannot avail himself of its advantage without being seen by the prisoners. The object of *unobserved inspection* is thus prevented, and the effect on the prisoners is rendered in a great measure nugatory, as they have the means of ascertaining the particular periods when they are under observation. But when the station of the inspector screens him from the prisoners' view, the risk or probability of being discovered will have a good effect, in intimidating a class of prisoners from disorderly and mischievous actions.

† Tread-wheels and mill machinery have lately been erected in this department of the gaol, for the employment of the male convicts, who work in classes; and there is a boarded screen between each prisoner, to prevent conversation, &c.

‡ Besides the County Gaol above described, Mr. Blackburn was engaged in building four Houses of Correction in different parts of Gloucestershire. Those at Lawford's Gate and Little Dean are very similar in their plan: this consists of a range of building with the keeper's house in the middle; two court-yards in front, and two in the rear; with a passage surrounding the whole.

The House of Correction at Horsley is of a different form. The keeper's house is in the centre; but, instead of one continued range, there are two quadrangular buildings, which contain the cells; and these open into the two internal courts, as also into four courts on the outside next the surrounding passage.

The prison at Northleach, is on a more improved plan. The keeper's house being placed in front, next the road, forms the entrance to the prison. The airing-yards surround the keeper's house, from whence they are under view, and the prisoners' buildings are placed on the opposite side of the yards, so as to form a semi-octagonal inclosure to the same.



The whole of the ground within the boundary is about three acres. The keeper's house (*a*) is placed in the front range of building, from whence he can command facility of access to the internal parts of the prison, but this position does not enable him to view the prisoners' courts and wards without entering them. The buildings are of brick, and they inclose three large quadrangular courts (*b, b, b*), of which the central one is not used by the prisoners. Several large airing-courts are placed round the buildings, (as at Gloucester,) and there is a similar passage or road-way round the whole, from which the interior of the courts may be viewed through an iron-railed inclosure. This prison contains about 200 separate cells, opening into a middle passage or gallery throughout the building\*.

About 1790, the extensive House of Correction for Middlesex was erected in Cold Bath Fields. At this period a considerable degree of architectural talent was elicited, in consequence of the county magistrates having offered a liberal premium for the most approved plans. The designs carried into execution appear to have been formed in a great measure upon Mr. Howard's suggestions, and from the improved plan of a Penitentiary House, which was made under his advice and direction.

The buildings consist of parallel ranges, with large projections intersecting at right angles. The principal buildings inclose two large quadrangular areas, which are divided, and form four internal courts (*a, a, a, a*). There are also four large airing-courts (*b, b, b, b*) connected with the external part of the buildings in front and rear; and several smaller courts (*c, c*) are placed on the sides: these courts have inclosures of iron-railing towards the boundary wall. To each of the principal courts (*a, a* and *b, b*) was attached a large open arcade (*d, d*)†. This sub-division of the courts afforded extensive means for classification, together with a more complete separation of the classes, in consequence of the courts being detached from each other, than had been effected in the preceding examples.

The governor's house (*e*) adjoins the boundary wall, at a short space from the entrance, but at a considerable distance from the main body of the prison, and in a situation which precludes the governor from commanding inspection over the prisoners' departments.

---

\* Howard wrote, on his visit to the old gaol, in 1788.—“In the dungeon for male felons, I saw 52 chained down, hardly 14 inches being allowed to each. The women were in irons, and lay in another dungeon. Last year, seven of the felons died in their dungeon of the gaol-fever; and the free-ward, or county chamber, being directly over it, 9 out of 13 of the poor debtors died. No infirmary.”—“The county is now going to build a new gaol.”

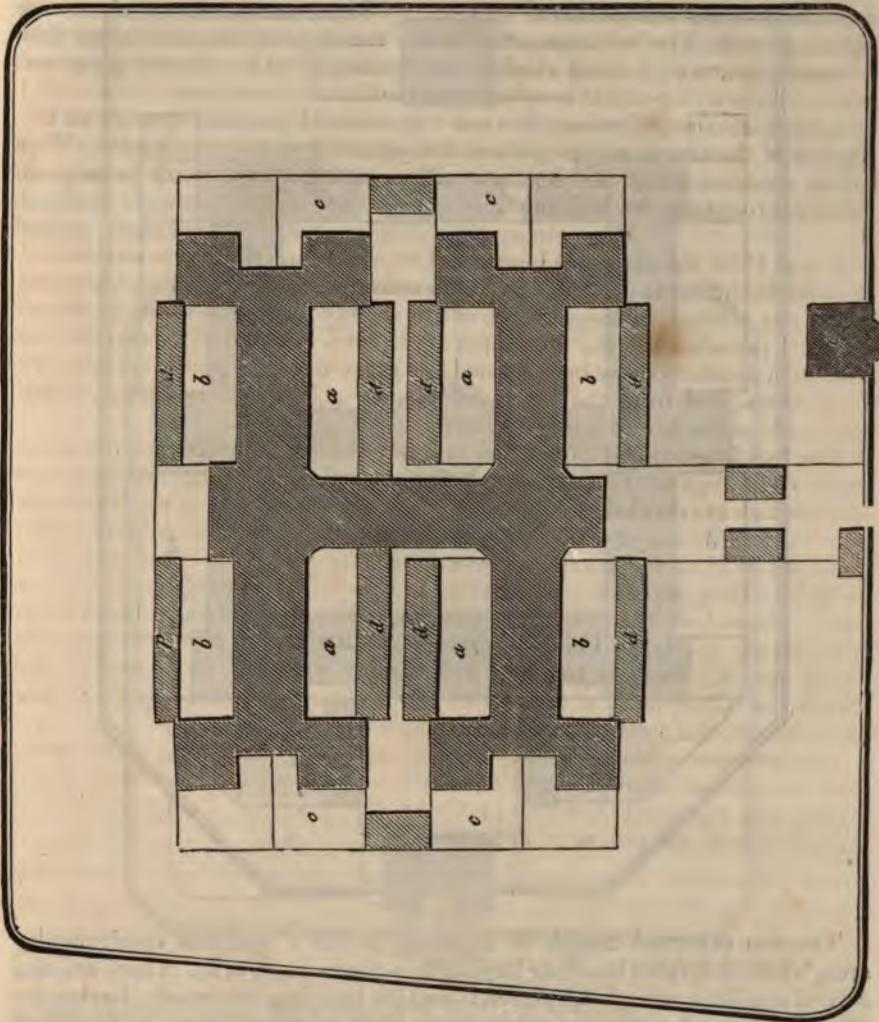
Of late years many judicious alterations have been made in this prison, by which the classification in the wards and courts has been extended to about 18 divisions, and accommodation is provided for the introduction of various descriptions of employment, in which the prisoners are steadily occupied. The construction of the buildings does not admit of the entire separation of the gaol and the house of correction; but although the original plan was, like that at Gloucester, defective in some important principles of prison architecture, the discipline of these two county prisons is very creditably maintained at the present time.

† In the place of these arcades eight large tread-wheels have been erected, for the daily occupation of prisoners sentenced to hard labour.

A great improvement has recently been made at this prison, by providing means for inspecting the courts and day-rooms, without the personal appearance of the officers. This is effected from the main passages within the buildings, through which the officers are continually passing. In the walls of these passages loop-holes have been made, with iron frames, and shutting plates fixed therein. These apertures look into the prisoners' day-rooms, and afford a view of the interior. A similar contrivance is adopted to obtain inspection over the courts from the adjoining passages.



This house of correction contains about 220 sleeping-cells: these open into a middle passage or gallery on the upper stories; and on the lower floor there are several separate cells, which open into the adjoining courts.

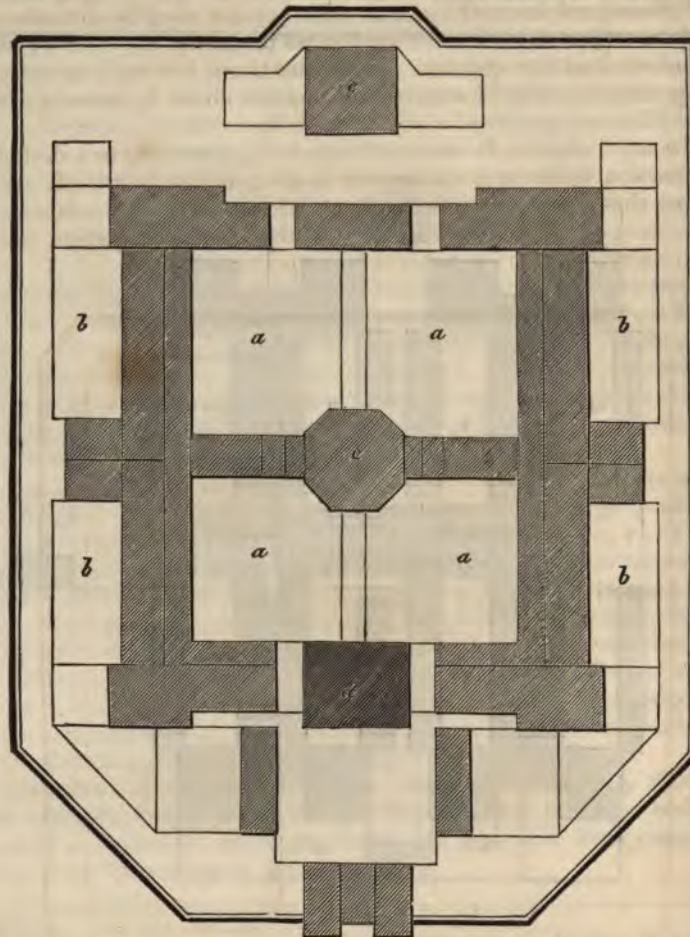


There is a convenient chapel\* in the central part of the prison. The infirmaries are placed on the upper story, over a part of the central courts: they form two distinct apartments, having separate staircases from below.

The large space of ground inclosed within the boundary wall (being nearly four acres), renders this prison very airy and salubrious. A considerable portion of the adjacent ground also belongs to the county: this is a most important advantage, as it prevents the prison from being closely surrounded with buildings, which would otherwise be the case, from its immediate proximity to the metropolis.

\* The interior of this chapel has been newly arranged, on an excellent plan, so as to place the several classes in distinct compartments, and under complete inspection.

The following diagram represents the plan of Shrewsbury County Gaol\* which was erected about the same period as the prison last exemplified.



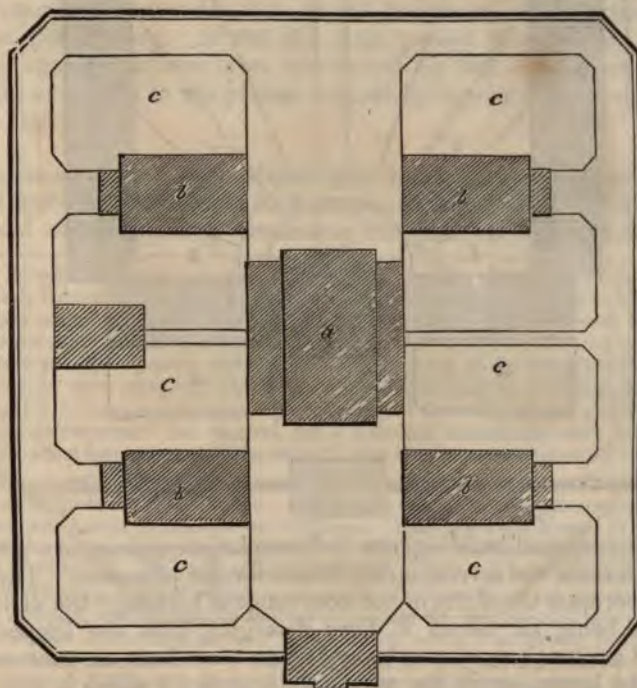
The four principal ranges of building inclose a spacious quadrangular area, which is divided into four large airing-courts (*a, a, a, a*). There are also several smaller courts (*b, b,*) placed round the buildings externally, having the means of inspection from a surrounding road or passage-way, as described at Gloucester and Stafford. In this plan, the central station (*c*) would have afforded an opportunity for commanding inspection over the internal courts, had it been appropriated to the officers' apartments, instead of being occupied by the chapel as it is at present; the governor's house (*d*) being placed in front of the quadrangle, from whence he cannot obtain a complete view of the prisoners' departments. The detached building (*e*) contains the infirmary,

\* Howard thus described the old prison in 1779: "Separate courts for debtors and felons; but the latter have no water. For felons, there are two night-dungeons down eleven steps. The day-room for felons is small, 15½ feet by 5½ feet; men and women together. The county has now inclosed a court for the women; but a separate day-room is also necessary, to prevent the dreadful consequences of their being with the men."



having separate wards and courts for males and females:—this is the first example under notice of the adoption of an isolated building for this important purpose. In this gaol a great part of the lower story consists of arcades: these are open to the courts, and they are used by the prisoners in wet weather, and to work under: each class has also a day-room, connected with the arcade and airing-court. There are about 120 separate cells on the two upper stories. The boundary wall incloses about  $2\frac{1}{2}$  acres of ground.

The County Prison at Dorchester\* was built, according to a design made by Mr. Blackburn, about the same time as the gaol last described. Although the plan of this prison exhibits one material feature of improvement, in the detached situation of the buildings and courts, the arrangement is still defective, inasmuch as there is no general inspection.



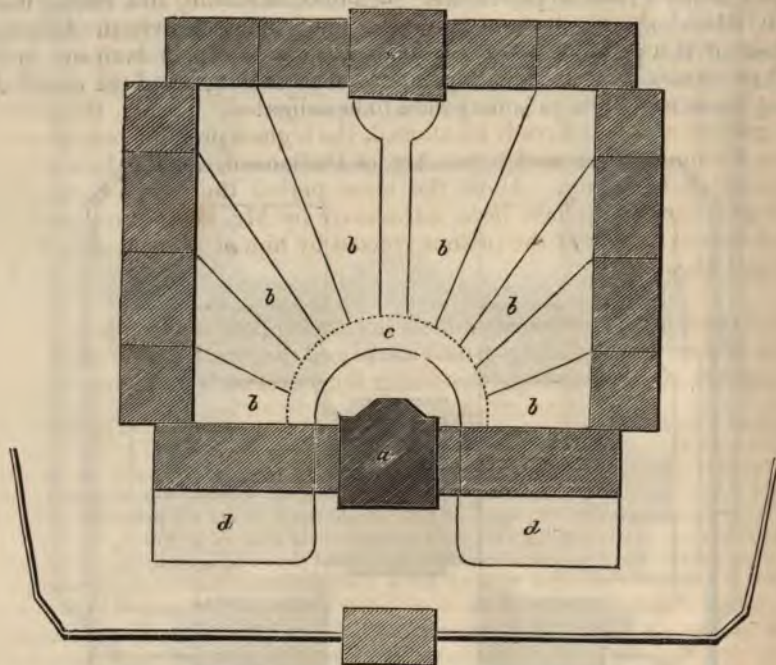
The keeper's house (*a*) is placed in the central position, and very near to the four wing buildings (*b, b, b, b*), containing the prisoners' departments. There are eight large airing-courts (*c, c, c, c*), connected with the buildings, but the inspection of these courts is principally obtained from the surrounding passage next the boundary, the inclosure of which is of open palisades. The sides of the central building contain solitary cells on the ground floor: these impede the inspection over the four middle courts; the windows

\* Howard writes of the old gaol, "Only one court. In December 1775, the small-pox in the gaol: no infirmary. A garden and a fine stream at the back of the gaol."

"1788. A new gaol on a bad plan, and slightly built. A much better plan was proposed by Mr. Pitt, but it was overruled."

of the keeper's house being placed in the front and rear walls\*. There are about 90 separate sleeping-cells in this prison. Its cost was 16,500*l*.

Another example of the quadrangular form,—but of more recent erection,—exhibits a considerable degree of improvement in the means provided for inspecting the courts; although the general position of the buildings is considered very objectionable. The annexed diagram represents the County Gaol for Surrey, situated in Horsemonger Lane, Southwark.



The four ranges of building here inclose a large quadrangular area, within which are formed the several airing-courts for the prisoners. The keeper's house (*a*) occupies the centre of the front range of building: the walls between the courts being all placed in lines diverging from the keeper's house, the several courts (*b, b, b*) are brought into view from the officers' station, either in the house, or in the surrounding area (*c*) which is inclosed with open palisades; from this area there is also great facility of access to the several courts. The interior of the prisoners' wards cannot however be inspected or approached, without an officer's visiting each department, in doing which he is seen by the prisoners, as he must cross the intermediate court before he can enter the building. The debtors occupy the two courts (*d, d*) in front. The chapel is in the rear building (*e*)†.

\* In recent alterations made at this prison, a gallery or passage has been formed round the central building, and it is connected with the prisoners' wards so as to afford inspection into the same, by means of apertures concealed with sliding plates, placed in the walls of the passage which is constantly accessible to the officers.

† The sessions-house and offices adjoin the prison grounds on one side, and the boundary wall is continued round in an irregular form; but these are not shown in the diagram. The quantity of ground inclosed by the boundary wall is about 2½ acres. The infirmary is a detached building.



Such was the progress of improvements for a space of about twenty years after Howard entered upon his great labours; and even in this period it is evident that an important amelioration was effected in the construction of several gaols\*.—About the year 1790 the subject of prison architecture appears to have obtained increased attention, in consequence of a measure which was then in the contemplation of His Majesty's Government, of erecting general penitentiary-houses for the confinement and employment of convicts†. At this time various designs and opinions were promulgated as to the best method of accomplishing this national work, both in regard to the particular form and construction of the buildings, and the system of regulation to which the prisoners were to be subjected. To Mr. Blackburn, the ingenious architect already mentioned, the highest premium was awarded by the Commissioners under the Act of Parliament, for the best plan of a national penitentiary. About the same period the plan of *radiating* buildings‡ appears to have been introduced by Mr. Blackburn, and was carried into execution at the prisons erected by him at Manchester, Liverpool, and Ipswich.

The House of Correction at Manchester (being part of the county prison) consists of four wing-buildings which are placed diagonally, and radiate from an octagonal centre building, containing the governor's residence with the

\* It must however be remarked, that these improvements were limited to particular districts, although Howard's investigation had extended to almost every gaol in the kingdom. Even at a later period, when Mr. Nield retraced the steps of his predecessor, he was constrained to observe, that "the great reformation produced by Howard was in several places merely temporary:—some prisons that had been ameliorated, under the persuasive influence of his kind advice, were relapsing into their former horrid state of privation, filthiness, severity, or neglect:—many new dungeons had aggravated the evils, against which his sagacity could not but remonstrate: the motives for a transient amendment were become paralyzed; and the effect had ceased with the cause." *Vide* Preface to "Account of Prisons, &c."

† The plan of penitentiary imprisonment, with a view to the reformation of offenders, had been early suggested by Mr. Howard; and in consequence of his representations, an Act of Parliament was passed in 1779 for its adoption. The 19th Geo. 3. cap. 74, the Act in question, was drawn up under the direction of Sir William Blackstone, with the advice and concurrence of Howard. The preamble to this Act shows the benevolent designs of its projector. "Whereas, if many offenders convicted of crimes for which transportation has been usually inflicted, were ordered to solitary imprisonment, accompanied by well-regulated labour and religious instruction, it might be the means, under Providence, not only of deterring others from the commission of the like crimes, but also of reforming the individuals, and inuring them to habits of industry." No further measures, however, were taken to carry the plan into execution until after the death of Howard, which took place in 1790. A new Act was passed in 1794 (34 Geo. 3. cap. 84), to enable the Commissioners to purchase a site of ground for building penitentiary houses; and a contract was entered into with Mr. Jeremy Bentham for that purpose; but in consequence of difficulties which arose, as to the mode of carrying the plan into execution, it was abandoned for several years. About 1812 the measure was again presented to the notice of Parliament, and the former contract being annulled, the Millbank Penitentiary was then finally determined on, and the erection of the buildings was carried into effect soon afterwards.

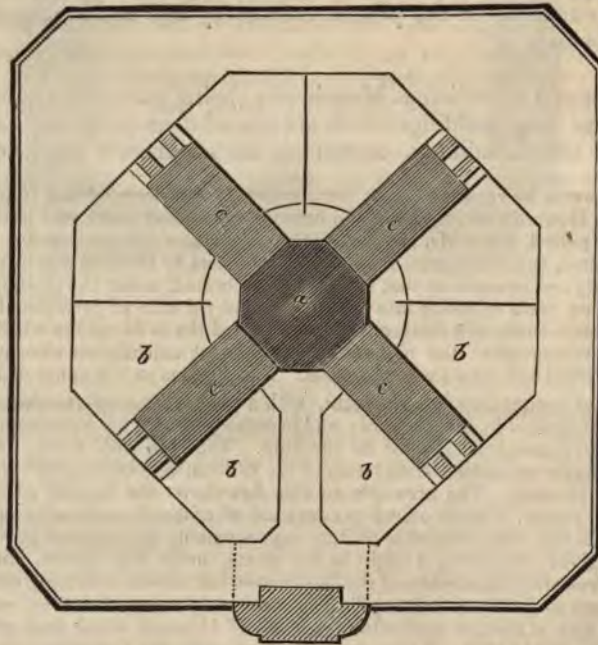
‡ In the course of Howard's visits to foreign prisons, his attention was directed to the "Maison de Force," which was then erecting at Ghent, in Austrian Flanders; and his first publication contains a plan of the building, as far as it was then completed. This prison exhibits one of the first examples of the polygonal form combined with radiating wings, and a central station for the military guard and officers of the prison. But in Howard's description, the means of inspection, which the plan of this building was capable of affording, were not pointed out; and its peculiar advantages appear to have been then scarcely regarded. In the Ghent prison, there is no contrivance for inspecting the workshops and cells, nor any apartment within the building, except by going round to each, which must require considerable labour, and an increased number of attendants.



chapel over it: from the windows of his apartments the governor can have complete inspection over the several airing-courts. The wing-buildings are divided, having a day-room on each side of the passage, with sleeping-cells over. The plan of this prison is similar to that at Ipswich.

The Borough Gaol at Liverpool comprises six uniform wing-buildings, each of which radiates or diverges from the central position occupied by the keeper's house, the chapel, &c.\*: but in this instance the wing-buildings are not attached to the keeper's house, there being a wide area round it. Each radiating building contains a day-room on each side with a passage between on the lower floor; and on the upper story there is a double row of sleeping-cells which open into a middle passage or gallery. Between the prisoners' buildings are placed the airing-courts, which are under inspection from the windows of the keeper's house.

The County Gaol at Ipswich, in Suffolk, was also erected about 1790.



In this prison the four radiating buildings are attached to the central house (a), which contains the keeper's apartments and the chapel; from this station the eight intermediate courts (b, b, b, b) are under good inspection. The four wing-buildings had passages running through them lengthways,

\* The contiguity of the six radiating buildings may be pointed out as the great defect in this prison. This is occasioned by the buildings being arranged so as to occupy only half the area or central circumference, instead of the whole area, as in other examples. The ends of the buildings next the centre are thus brought very near together, and in consequence there is a great risk of communication, between the classes placed in two opposite buildings.

It is probable that some disadvantages attending this arrangement, which in the first instance were not carefully studied with a view to their removal, led to the more frequent adoption of the circular plan in subsequent examples; and especially in the recent erections in the same district, at the Liverpool and Manchester County Houses of Correction; both which prisons may, however, be considered as greatly inferior to the best gaols on the radiating plan.



and the day-rooms and cells on each side opened into these passages; a perfect separation could not therefore be formed between two classes which occupied the same building, except when the prisoners were in the courts\*.

It is evident that many important advantages were attained by the new principles of design adopted in these prisons, and which could not be derived from any of the former modes of construction. The keeper's house now formed the central station, and the prisoners' buildings, consisting of distinct wings or compartments, for separate classes, were placed *diagonally*, and in some few instances at *right angles*† from the centre. By this arrangement a great improvement was introduced, especially in that facility of communication which was afforded to the keeper and officers, who were now enabled to have immediate access to the various courts; and likewise to the buildings occupied by the prisoners, without having to cross the airing-courts, as before, under the prisoners' notice. The courts being now arranged between the buildings, were brought under the immediate and constant view of the officers from the central building: at the same time an increased degree of salubrity was obtained, by the detached position of the buildings and courts: the latter also were not necessarily inclosed with walls. The construction was nevertheless imperfect, as the means of inspecting the *interior* of the prisoners' rooms from the central station was still unaccomplished.

At a period coeval with the introduction of the radiating principle, several gaols were also erected on the *polygonal* and *circular* plan, in which the buildings were placed round the airing-courts, so as to form a solid inclosure to them; and the divisions of the courts radiated from a central station, appropriated to the keeper's and officers' residence. By the adoption of this plan a considerable improvement was also effected over the former modes of arrangement; but this new disposition of the buildings and courts did not possess the advantages of general inspection which were attainable by the radiating plan, although a considerable approach was made towards that object, by the facility with which the airing-courts were brought into view from the central station, with the means of immediate access to the same. The prisoners' buildings, however, could not be entered by the officers without crossing the courts under observation. The inclosed form of the courts and buildings was prejudicial to the health of the prison; and the general security was weakened, by the officers' station being removed from its contiguity with the prisoners' buildings.

The County Gaol at Chester was one of the first prisons constructed on this principle, the form of which is shown by the following diagram.

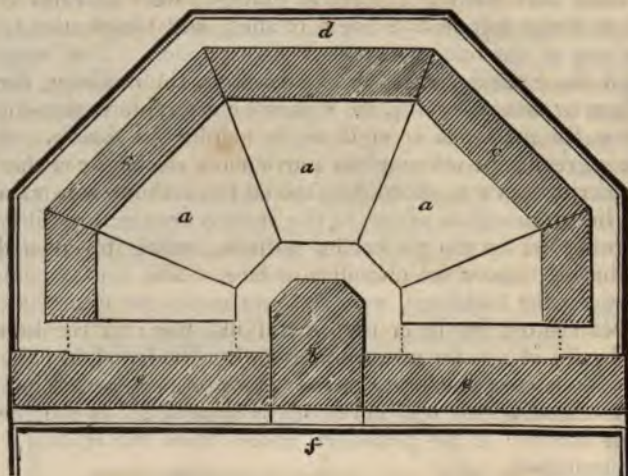
This gaol provides complete inspection into the five airing-courts of the criminal prisoners (*a, a, a*), which radiate from a central building (*b*) occupied by the chapel on the lower floor, and the keeper's apartments above. The prisoners' wards (*c, c*) form a semi-octagonal range of building at the extremity of the courts; but the distance between the central station and the

\* This Gaol is now altered in its form, by the introduction of various buildings in the rear, for additional classes in the House of Correction, and for the tread-wheel machinery, &c. It was originally constructed for 80 prisoners. It will now contain 130.

† The plan of Hereford Gaol, erected in 1790, was formed on this principle. Three wing-buildings are attached to the centre at right angles; but in this instance, the central building did not contain the keeper's apartments.—The small city prison at Exeter is built on a similar plan, but the keeper here occupies the central station.



prisoners' buildings precludes the inspection of the interior of the day-rooms and cells, to enter which the officer must cross the respective courts. There is a surrounding passage (*d*) in the rear, next the boundary wall. The front buildings (*e*, *e*) contain solitary work-cells, &c. for convicts.



The debtors have a detached prison-building, with spacious airing-yards, contiguous to the part marked *f*, which is also connected with the county court-house, situated in front of the gaol;—but these are not shown in the diagram.

The Edinburgh Bridewell, erected about 1794, was a further improvement of the "*panopticon*\*, " or principle of general inspection. The form of this building is that of a semicircle. The prisoners' buildings occupy the circumference; the diametrical part, forming the front range, is occupied by offices with staircases at the ends: in the centre there is a semicircular watch-tower, from the windows of which, looking across the intermediate space or area, the prisoners can be seen when at work in the front rooms, the inclosure next the centre being of open iron railing. The semicircular building is four stories high; and on each floor the part next the area is occupied by thirteen work-rooms, which open into an arched passage or gallery in the rear: on the other side of this are the sleeping-cells, thirty-six on each floor. The chapel is formed by having the pulpit fixed in the area against the central tower, from which the minister can be seen and heard by the prisoners, while they remain in the front part of their respective wards or work-rooms. The airing-courts being in the rear of the semicircular building are entirely out of view from the central station. Another great defect in the plan of this bridewell was, that the semicircular arrangement of the work-rooms enabled the prisoners of different classes to see each

\* This design approaches nearer than that of any other prison in this country to the "*Panopticon*," which was projected by Mr. Jeremy Bentham, for a national penitentiary-house; a description of which will be hereafter inserted. The *panopticon* (as it was then termed in reference to the circular plan) was a decided improvement in the form of prison-buildings which had previously been adopted; but it will be found exceedingly defective, when compared with those plans subsequently introduced on the radiating principle, as is shown by the remarks on the comparative advantages of these plans in a subsequent part of this publication.

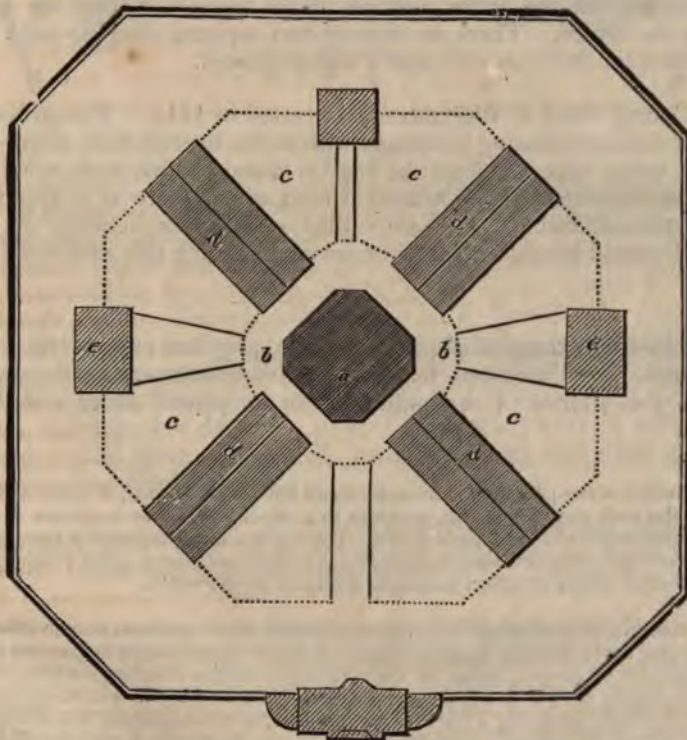
other across the area, and to communicate together from the large openings in front. This evil being found very prejudicial to the discipline of the prison, measures were lately adopted to remedy it, as far as practicable, by placing screens between the respective classes, next the central area; but these must in some degree interfere with the general inspection\*.

Having noticed the introduction of prisons on the *radiating* form, as also on the *polygonal* and *circular* plan, it may be desirable to present a few examples of gaols constructed on these principles, in their more improved state, before a review be taken of the particular defects of circular buildings, and the superior advantages to be derived from those constructed on the radiating principle.

Considerable improvements in the radiating plan appear to have been early introduced, some of which will now be noticed.

The Gaol at Bury, in the county of Suffolk, was erected about the year 1802; but in this prison the means of inspecting the *interior* of the prisoners' wards from the central station were not attained†.

The following diagram represents the outline of this prison nearly in its present state.



\* The Gaol at Edinburgh, of more recent erection, is varied in its arrangement from the foregoing, but it is on a still more defective plan. It consists of seven departments, each containing a day-room, (with sleeping-cells over,) ranged at the extremity of the courts, which radiate from a central station occupied by the officers. The prisoners' courts are under good inspection, but the interior of the rooms cannot be viewed, except by personal visits from the officers.

† The central area (b) at this gaol is about sixteen or eighteen feet in width, and the com-



The superior advantages of the radiating form at this gaol consist in the remarkable airiness of the interior, and the facility of access afforded to the officers into the various departments, from the central building (*a*) and the area (*b*) which encircles it; from both of which also the prisoners' courts (*c, c*) are under complete inspection. The four radiating buildings (*d, d*) are here divided by middle walls, from end to end; so that each building will contain two distinct classes of prisoners; each class having its airing-court adjoining. All the courts are inclosed both in front and rear with open iron railing, which admits of a perfect view from the centre as far as the boundary wall: this also essentially contributes to the salubrity of the interior. The two side buildings (*e, e*) have been recently erected, to afford greater scope for classification. This gaol was built to contain 84 prisoners; each prisoner having a separate sleeping-cell. It is now calculated for 140 prisoners. The building in the rear contains the mill and machinery for grinding corn, &c. The quantity of ground inclosed within the boundary wall is nearly  $2\frac{1}{2}$  acres. The original cost of this prison was about 20,000*l*.

Cambridge County Gaol, erected in 1807, is on a plan exactly similar to that of Bury. The four wing-buildings are divided by middle walls, so as to form eight distinct compartments, with the same number of intermediate airing-courts; but the latter only are under inspection from the keeper's house in the centre. There are seventy-two separate sleeping-cells. This prison occupies about an acre and a half of ground.

The County Gaol at Worcester was erected in 1814. This prison comprises six distinct radiating buildings, with twelve intermediate airing-courts, the latter being inspected from the central station, which is occupied by the keeper's apartments and the chapel, round which there is a wide road or area of communication\*. There is also a wide area between the courts and the external boundary. The expense of erecting this gaol was 22,000*l*.

---

The following examples of prisons on the *polygonal* and *circular* plan are of still more recent erection; but in these no improvement has been effected by which the interior of the buildings can be placed under complete inspection.

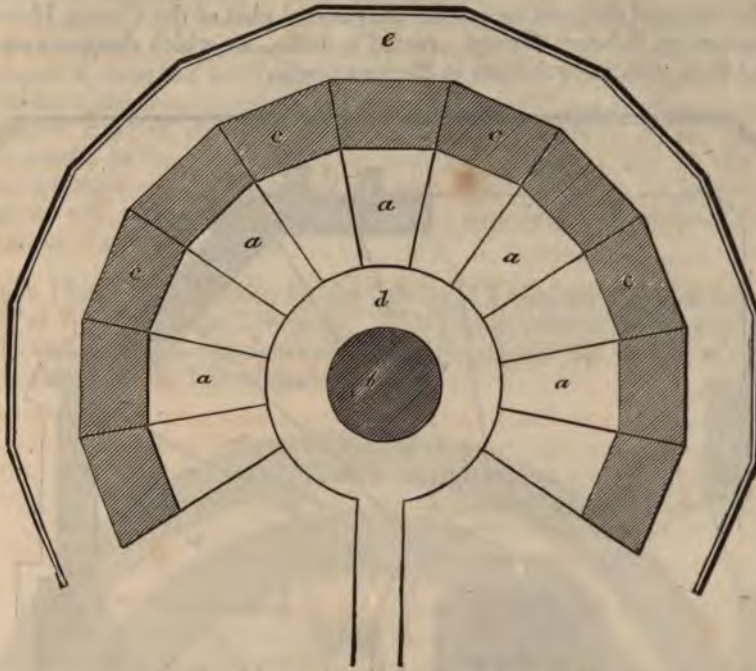
---

plete inspection of the prisoners' day-rooms could have been effected, if windows had been placed in the ends next the centre, opposite to a small window or loop-hole in the four principal apartments of the keeper's house. The method now adopted for viewing the interior of the day-rooms, is from a small aperture in the door of each room which opens into the central area, where an officer is usually stationed on the watch.

\* This central area was formed of too great a width, and the prisoners were in consequence enabled to see across into the opposite courts. A similar defect should be guarded against in the arrangement of designs, either on the radiating or on the circular principle. The best method to remedy the evil in existing prisons, is to place a slight fence or screen of boards, about six feet high, extending a few feet into the area, in the converging line of the division walls, so as not to obstruct the view of the courts from the central building. Such screens will be found serviceable also in preventing the exposure of the officers, when they pass the courts, in going round the central area. It is highly necessary that their movements should not be observed by the prisoners; for, otherwise, it might be difficult to take any class by surprise, in case of disturbance; as a prisoner being placed on the look-out, in the court, could immediately announce the officer's approach.

In new prisons this evil may be effectually guarded against, by having a sunk area or passage round the central building, with concealed approaches opposite to each department; as described in reference to the engraved designs, in another part of this publication.

The County House of Correction at Devizes, Wiltshire, which was erected about 1816, is shown by the following diagram.



In this prison the airing-courts (*a, a*) radiate from the governor's house (*b*) in the centre, and the inspection over the courts is so far complete; but the prisoners' wards and cells (*c, c*) being placed at the extremity of the courts (about eighty feet from the centre\*), the interior cannot be seen from this officer's station. There is a spacious area (*d*) between the central building and the courts; and there is a wide surrounding passage (*e*) next the boundary. The prisoners' buildings here occupy a continued range of about two-thirds of the circumference of the polygon. There are 108 single sleeping-cells, and thirty-six day-cells, where the prisoners work in solitude. The boundary wall is continued round, inclosing about two acres of ground. This prison cost about 35,000*l*.

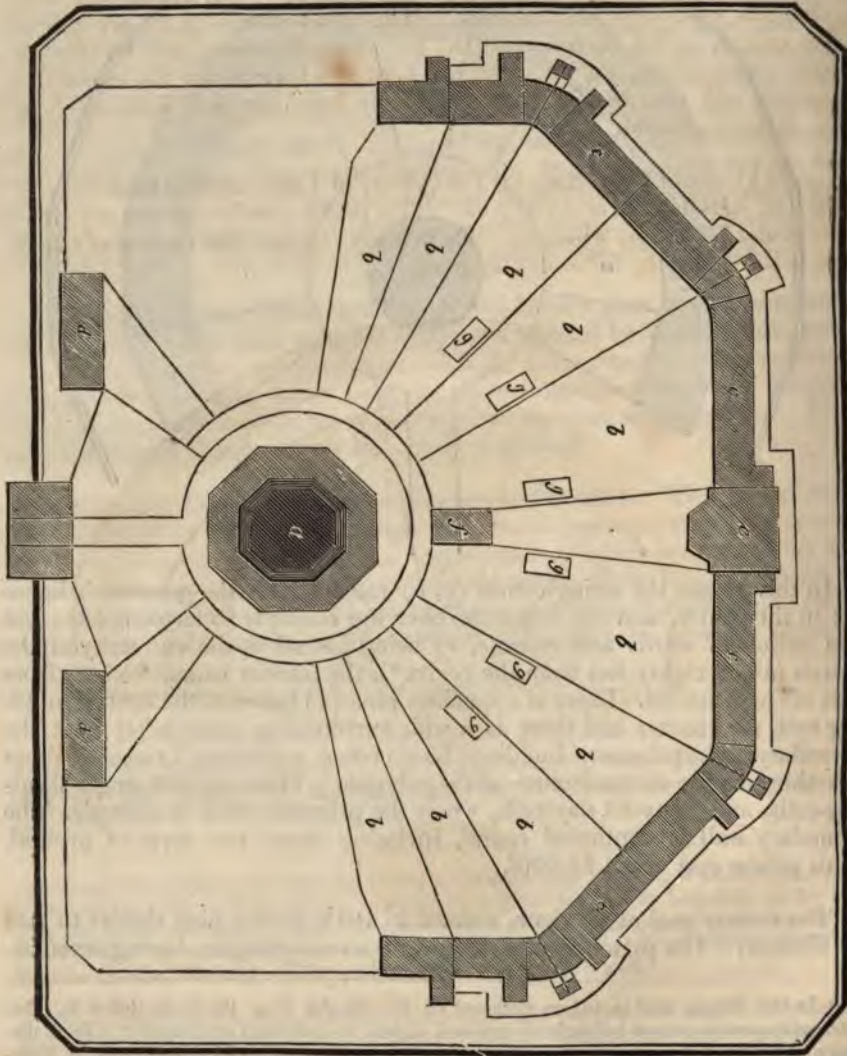
The county gaol at Durham, erected in 1819, is on a plan similar to that at Chester. The prisoners' buildings form a semi-octagon, having seven in-

\* In this prison, and in others designed on the circular plan, the great defect is, that *internal inspection* cannot be perfectly attained, unless the buildings are placed at a short distance only from the central station; for when the courts are made of a good size, the intervening space has the effect of diminishing the view of distant objects within the building, unless there be a strong light introduced from the front openings, or unless the back part of the building contain apertures or windows similar to the front, so that the apartments can be easily seen through. For this reason the circular plan is considered inappropriate, except for small buildings, which can be brought near together or placed under the same roof, as in the example described at Lancaster Castle (*vide* page 26). Where a large frontage of cell-building is requisite, the central building ought to be increased in proportion, to obtain the necessary degree of inspection; but this would be attended with a great sacrifice of expense, which may be avoided by a different mode of arrangement;—the radiating principle.



intermediate airing-courts. The keeper's house occupies the central station, from which there is inspection over the several courts.

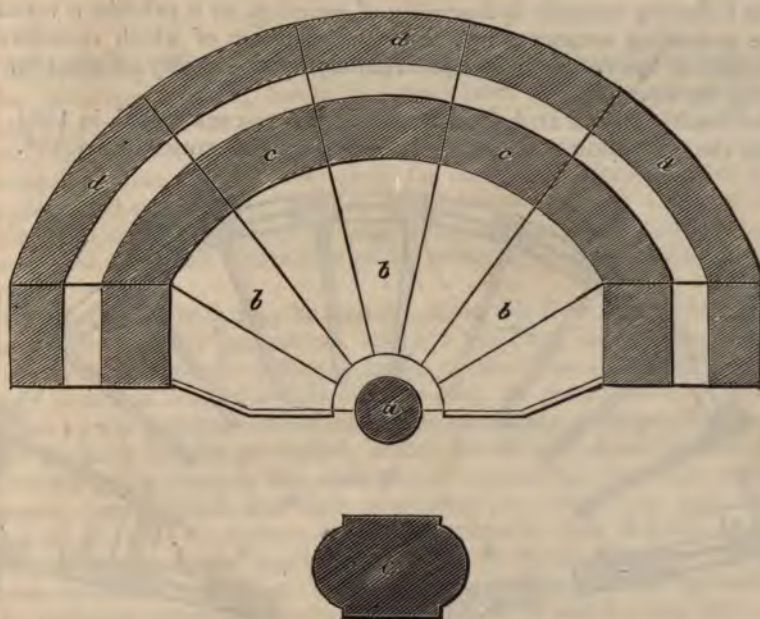
The annexed diagram represents the general plan of the County House of Correction at Brixton, Surrey, erected in 1820, for which designs were obtained from various architects in the metropolis.



The governor's house (*a*) occupies the central position: the divisions of the several airing-courts radiate, and the courts (*b, b, b*) are under good inspection from the windows of the governor's apartments, as also from the central passage and area, next which the courts are inclosed with iron railing. But the great defect is, that the buildings (*c, c, c*) which contain the day-rooms on the lower floor, are placed at a distance from the central station by which the view of the interior is precluded. It must also be ob-

served, that the position of the buildings entirely screens the rear boundary wall from the officers' view, and a great temptation is thus afforded to prisoners for making escapes from that quarter. The projecting parts behind contain the staircases and privies. The cells on the upper stories provide for about 130 prisoners to sleep separately. The infirmaries (*d, d*) are placed in detached buildings near the entrance. The chapel (*e*) forms the middle of the crescent range. The mill-house (*f*)\* has its entrance from the central road of communication. The tread-wheels (*g, g*) are placed in the courts, in the direction of the radiating divisions; and by this judicious arrangement, the prisoners are kept at labour under the immediate inspection and control of the officers. The boundary wall incloses about three acres of ground.

A new House of Correction for the County of Lancaster has been recently erected at Kirkdale, near Liverpool. This prison consists of two extensive semicircular buildings, which are alike in every respect: the outline of one of them is shown by the following diagram.



Two similar ranges of building are placed opposite to each other, with a distinct central station (*a*) for each, containing an inspection-lodge for the

\* This building has been erected since the prison was completed, and did not form a part of the original design. The introduction of the tread-wheel machinery also was not contemplated when the prison was built: from its subsequent adoption the evil of defective inspection is materially diminished, as the prisoners can now be employed in the airing-courts under the view of the officers. But this advantage could not have been attained by any description of labour that would have required the prisoners to occupy the day-wards, &c.

It is to be regretted that a similar disposition of the tread-wheels,—on the radiating principle,—has not been adopted at some other prisons constructed on this plan. A faulty arrangement of the wheels must be attended with considerable interruption to the regular discipline, and occasion additional labour and expense in the superintendence of the prison.

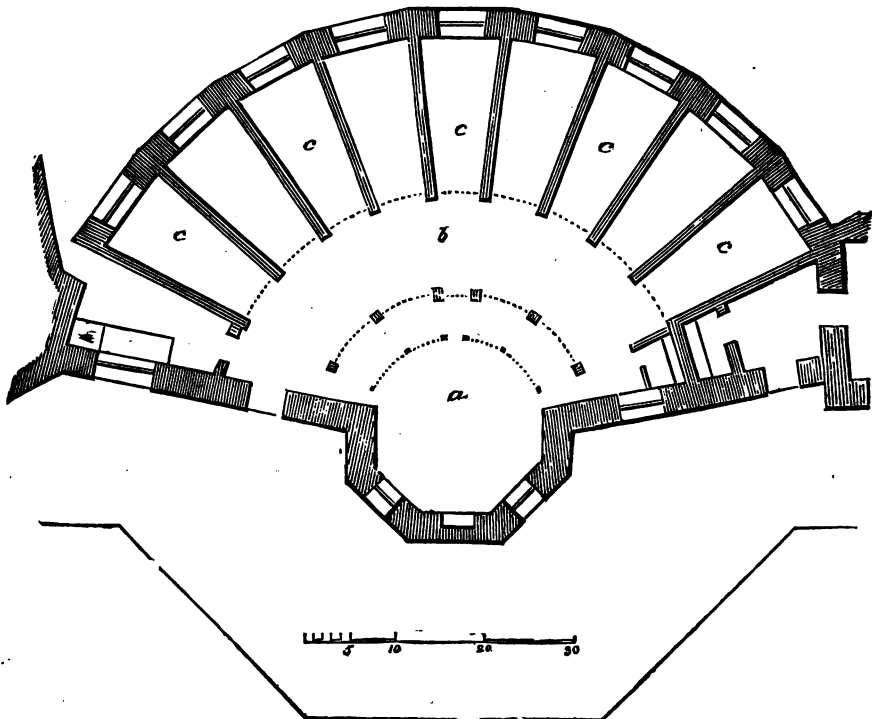


turnkey or officer; from this station the respective airing-courts (*b, b*) diverge: at the extremity of the courts are placed the prisoners' buildings (*c, c*) containing the day-rooms and cells; and in the rear of these are small yards communicating with a range of work-rooms (*d, d*) behind, but which are entirely out of view from the central station. The chapel (*c*) is detached, and occupies the general centre of the plan. The governor's house is also a detached building, being situated at the front entrance of the prison, where he cannot command inspection over the prisoners' departments. This prison contains about 400 sleeping-cells. The boundary wall incloses between four and five acres of ground, on the site of which stand the court-houses, &c.

The New Bailey at Manchester, being part of the County House of Correction, has been erected on a plan similar to that of the last example. This prison consists of one very large semicircular range of building, which is divided into nine compartments, with the airing-courts in front, radiating from a central tower of observation. Another semicircular building in the rear contains the prisoners' work-rooms: these are completely out of inspection.

The following example is deserving of attention, as it exhibits a variation of the preceding arrangements, from the adoption of which considerable improvement has resulted, in this instance, by the facility afforded for inspecting the interior.

The Female Prison at Lancaster Castle was re-constructed in 1821. It adjoins the old building on each side, and is several stories in height\*.



\* This plan has been drawn to a scale of four times the size of the other diagrams, in order to show the internal divisions, with the means of inspection.

The matron's room (*a*) occupies the centre, between which and the prisoners' rooms there is a passage, and also a wide area (*b*) inclosed with iron railing. Each of the prisoners' rooms (*c, c, c*) is lighted by a large window in the external wall; the prisoners are thus placed under good inspection, being distant only about fifteen feet from the female officer's room. By opening the windows of the central apartment, the matron can read to the women whilst they are in their separate rooms: the prisoners are also under her observation when in the airing-court, on either side of the building. The advantages of this arrangement led to the adoption of a similar plan on the male felons' side of the gaol. The day-rooms, which had been previously constructed at the extremity of the radiating yards, are now arranged in two stories round the officer's station in the centre. By these means he is enabled not only to inspect the rooms which are on the same floor with his own apartment, but also to overlook the prisoners in the rooms below, through diverging apertures in the ceilings, which terminate in small openings next the point of view. This ingenious contrivance has besides the advantage of conveying sounds from the lower rooms into the officer's apartment above.

The inferiority of designs on the circular plan, when compared with those on the radiating principle, has of late years been strikingly exemplified in various prisons; and the defects of the former have in many instances been pointed out by many persons who, from practical experience and minute investigation, were enabled to estimate the merits of different modes of arrangement and construction\*. It is to be lamented that the adoption of the circular plan should have been so tenaciously adhered to in some recent instances, to the manifest diminution of the power of *constant and complete inspection*.

The objections which may be urged against this form of building do not appear to be generally understood, and it is therefore desirable to recapitulate some of its prominent defects.—In the circular plan the prisoners' buildings are placed at a considerable distance from the central station, which is occupied by the governor and officers; the possibility of inspecting the prisoners' rooms is thereby precluded, unless the officers expose themselves to observation: they must, in fact, cross the airing-courts before they can enter the wards, during which time their movements are discovered, and the prisoners are enabled to prepare for their approach: thus the advantage of secret and constant inspection is destroyed, as is likewise the needful facility of access to each department. These objects may be secured by buildings on the radiating principle, properly constructed; in which every day-room, work-room, and gallery, can be brought near to the central station, and the whole of the interior placed under the complete inspection of the officers, who are also enabled to make immediate and unobserved visits to the several departments†.

The circular arrangement of the buildings and courts is injudicious,

\* *Vide* The Appendices to the several Reports of the Prison Discipline Society; also the Evidence contained in the Parliamentary Reports of Committees on "the State of the Gaols, &c." 1811—1819.

† In the radiating plan, much convenience will be found to arise from the central position of the officers' residence, in connexion with the entrances to the several departments occupied by the prisoners; as the daily provisions, materials for work, &c. can be distributed



as they afford facility for communication between various classes of prisoners. A walled inclosure, on three sides of each court, renders the prison much less airy and salubrious than where a thorough ventilation is obtained, by means of an iron-railed inclosure placed on two opposite sides of the yards, as in the radiating plan; by these means the interior of the prison derives the benefit of free air from every quarter. The position of the circular building is also detrimental to the general security of the gaol, as it diminishes the extent of inspection. The prisoners' buildings effectually conceal the external wall, and become as it were a screen, behind which preparations may be carried on by the prisoner for escaping over that part of the boundary, should he succeed in breaking through the back wall of the cell-buildings, where he knows that he has least to fear from inspection. But in prisons on the radiating principle this defect is remedied, because the ends of the buildings present but a small obstruction to the officer's view, from the centre, over the whole of the grounds in the rear, including the boundary. The airing-courts are also brought into view, as in the circular plan; but with the advantage that no prisoner can attempt to pass any of the intermediate boundaries, without the risk of being seen by the officers: even if he should succeed at night in breaking through his sleeping-cell into the airing-court, he will then have an additional barrier to oppose his progress; as he must surmount the lofty iron-railed inclosure of the court, before he would be able to make his way to the boundary wall.

The converging form of radiating buildings possesses the advantage of facilitating the conveyance of sounds to the centre at night, an arrangement which may essentially contribute to the general security of the prison\*. The radiating position likewise affords the most eligible and economical mode for an enlargement or extension of the buildings, should the same be required at any future period.

From these remarks it must be evident that great and essential advantages are derived from the inspection which is attained in prison-buildings constructed on the radiating form, and according to particular details which are illustrated by the engraved designs annexed to this publication. But it is necessary to apprise the reader, that there are but few gaols even of modern erection, in which the characteristic features of this principle of general inspection have been exemplified†. This defect is especially to be lamented in those prisons where manufactures, &c. are carried on, and in

---

among the various classes with great order and facility. This plan also affords the best means of access to the chapel, as the different classes may be conveyed from their cell galleries into the upper part of the central building, without the risk of communicating together;—by an iron gallery or bridge-way placed across the central area.

\* This advantage may be secured to a considerable extent, by means of tubes or pipes passing from each cell or gallery, and terminating with a wide funnel in the officers' sleeping-rooms.

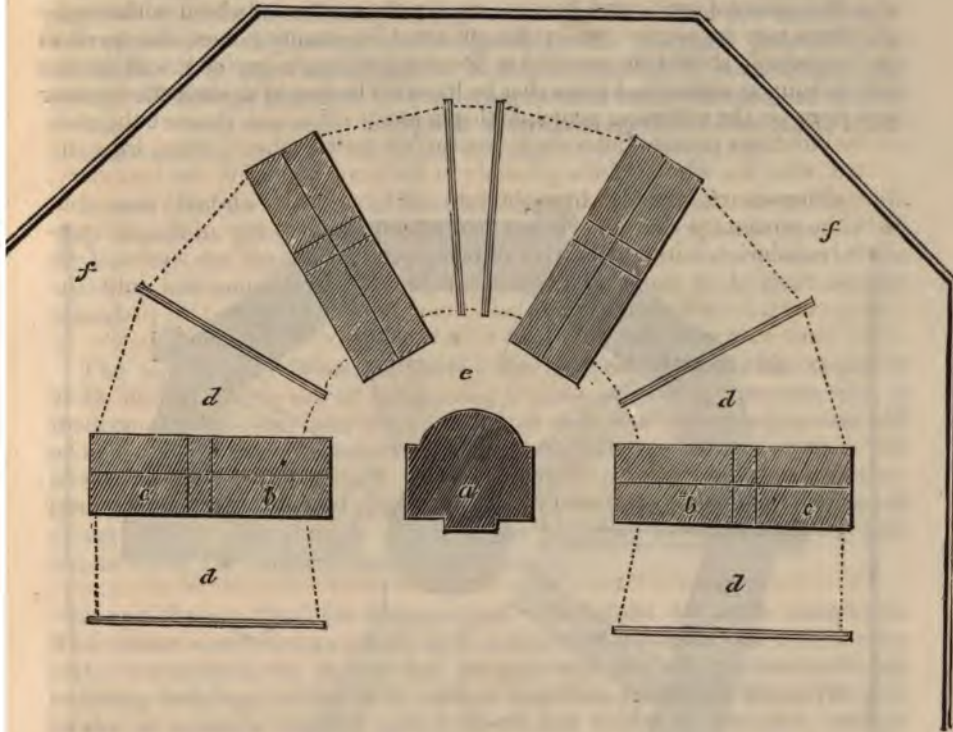
† In addition to visits made to various gaols in the country, an opportunity was lately afforded to the Committee of the Prison Discipline Society of examining the plans of the principal county prisons in England, in their existing state, at the passing of the Act of 4 Geo. 4. cap. 64. for the Regulation of Gaols, &c. It then appeared from a careful investigation of the merits of each plan, that out of 96 plans which came under the notice of the Committee, 28 only afforded the means of inspecting the prisoners' airing-courts from the central station of the officers; in 32 prisons a partial degree of inspection might be exercised; and 36 plans were found to be entirely defective in this primary feature of construction in a good gaol.



consequence of which only a small portion of the time of the prisoners is spent in the airing-courts.

It may however be satisfactory to select a few examples of modern prisons, in which considerable attention has been evinced to combine these important advantages.

The County House of Correction at Knutsford, in Cheshire, was erected about 1820, the outline of which is represented in the annexed diagram.



This prison comprises four radiating buildings, each 105 feet long, which contain the prisoners' work-rooms next the centre, on the lower floor: the interior of these rooms is seen through the end windows from the central station (a) of the governor, &c. Each work-room (b, b) is 48 feet long and 18 feet wide. The day-rooms (c, c) are beyond the work-rooms, having the staircases between\*. Each radiating building is divided by a middle wall, and has a large airing-court (d, d) attached to it on each side. There is a large central area (e), and also a wide surrounding space (f) between the prison and the boundary wall†. The whole prison was designed to

\* If the staircases had been placed at the ends of the buildings furthest from the centre, the day-rooms might also have been brought under inspection, by dividing them from the work-rooms by a lattice partition, or iron-railed inclosure, as described in reference to the engraved designs which accompany this publication.

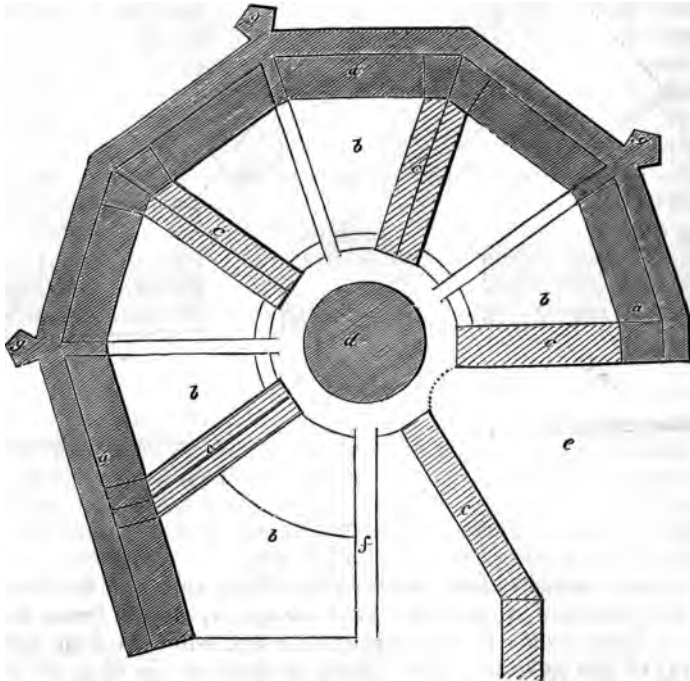
† The court-houses are in front of the prison; and the termination of the boundary wall is not shown in the diagram.



contain 176 prisoners in separate sleeping-cells; but in the first instance only three out of the four radiating wings were built.

Part of the House of Correction at Beverley, for the East Riding of Yorkshire, was erected in 1821. The four wing-buildings, which contain the prisoners' departments, are on the radiating form, and the whole are under inspection from the officers' station in the centre of the prison.

At Wakefield, in the West Riding of the same county, a new House of Correction was built about the same time; the outline of which is shown by the following diagram. But although much ingenuity is here displayed in the combination of different modes of arrangement, many of the objections which have already been noticed may likewise be urged against the circular form of the cell-buildings adopted in this plan.



In this prison, the cell-buildings (*a, a, a*) are arranged on the plan of an irregular polygon, within which are formed eight airing-courts, (*b, b, b*) and these are divided from each other alternately by walls and four radiating buildings (*c, c*) which contain the prisoners' work-rooms: these have windows at the ends, and are thereby viewed from the central residence of the governor (*d*). The work-rooms are low buildings of one story only; and hence do not materially impede the ventilation of the interior inclosures. The court (*e*) is the general entrance to the prison: the passage (*f*) leads to the old part, (not shown in the plan,) which is chiefly occupied by the female prisoners. From the projecting staircases (*g, g*) the turnkeys are enabled to

view the back part of the prison, and its several boundaries: these are not shown in the diagram, there being much vacant ground in the rear. The new part of the prison occupies about two acres. It contains 130 sleeping-cells.

The County Gaol for Norfolk has just been erected, according to a well arranged plan, on the site of the old castle at Norwich. The new buildings consist of three radiating wings: the ancient tower of Anglo-Norman architecture is retained, and forms the fourth compartment. Each wing-building is divided for two classes, having an airing-court on each side. To obtain extensive classification, smaller buildings are placed at the angles between the radiating wings, (similar to the new erections described at Bury gaol). The three principal buildings have windows next the centre, and the prisoners' wards are under inspection from the keeper's residence, and from the surrounding area. This prison contains 200 sleeping-cells.

A new Gaol for the City of Norwich has also been built, according to a very ingenious plan, on the radiating system, in which inspection is afforded over the various departments. By a judicious sub-division of the buildings and courts, an extensive degree of classification has also been obtained.

The new County Prison at Derby, the erection of which was begun in 1823, on an eligible site of three acres, is designed on the best principles of modern construction; and when completed the plan and arrangements will provide very extensive classification, for a large establishment of from 150 to 200 prisoners. There will be about twenty separate classes: perfect inspection over the various departments will be preserved, with facility of access to each class: ample space is also furnished for employing the prisoners under the constant view of the officers.

A new County Gaol for Cumberland, at Carlisle, is nearly completed. This prison comprises an octangular central house, four stories high, for the keeper's residence, the chapel, &c. Around this are to be placed six double radiating buildings, which will contain accommodation for about 120 prisoners in separate sleeping-cells. There are twelve intermediate airing-courts, which will be under complete inspection.

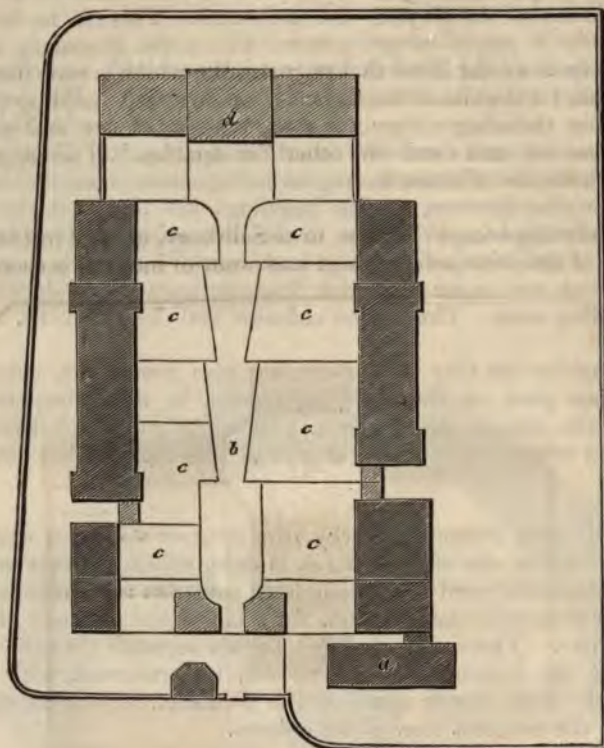
A new prison is building for the town and county of Newcastle-upon-Tyne; the plan of which is on the radiating principle, and the general arrangements will it is expected be similar to those at Carlisle.

---

The various examples already presented will be useful in exhibiting the great improvements which have been effected in prison designs. They also illustrate, in a peculiar manner, that active spirit of investigation which has of late years been engaged in the diffusion of correct sentiments on this interesting subject. But notwithstanding the progress of inquiry, some instances have of late occurred, of prisons being built on plans palpably defective in the important principle of *inspection*. It appears requisite to notice a prison or two of this description, in order that their imitation may be avoided.



The plan of Clerkenwell Prison, for the County of Middlesex, which was erected in 1818, is shown in the following diagram.



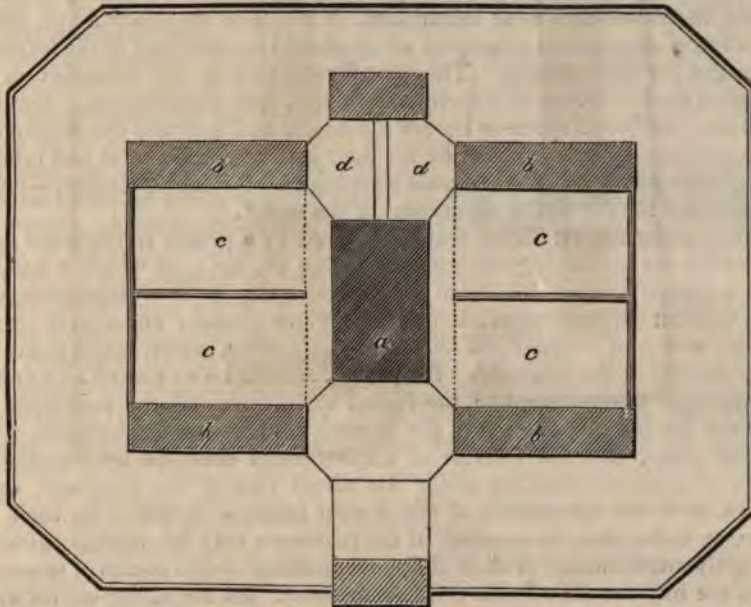
This gaol receives persons charged with offences in the metropolis, both before and after their committal for trial: the number in confinement is consequently very large; and renders it desirable that complete inspection, classification, and the other requisites of a good prison should be established. The keeper's house (*a*) is at a short distance from the entrance, but its position precludes him from viewing any of the prisoners' courts or day-rooms from his apartments. A middle passage (*b*) runs through the interior; and the courts (*c, c*) are inclosed with brick walls next this passage, to prevent the male and female prisoners from communicating together\*. Thus, when it is necessary to watch the prisoners, the officers must enter the respective courts, to observe what is going forward, and they must also cross the courts to visit the day-rooms, sleeping-rooms, &c. Another great defect is, that

\* This defect might be remedied by dividing the passage with a middle wall, from end to end. The courts could then be inclosed next the passage with iron-railed fences, to admit of the officers viewing the interior. This division of the prison would also prevent an intercourse between the numerous visitors and prisoners of each sex.

The houses of correction at Shepton Mallet, and at Wilton, in Somersetshire, are built on a plan similar to that under notice; but in each of these prisons some degree of inspection has been provided. In the former, the officer is placed in a small watch-tower, elevated above the walls of the passage. In the latter a turnkey's lodge is placed across the middle passage, from which the officer can see into the adjoining courts.

separate sleeping-cells are not provided: the prisoners of each class are obliged to sleep together, and each room sometimes contains thirty or more persons. No separate work-rooms are provided, and the space allotted to the day-wards and airing-courts appears too confined to admit of the requisite means of employing the prisoners. This is to be regretted, because there is ample vacant ground within the boundary wall, which might have been available for that purpose, but which is now inconveniently situated behind the prison-buildings. The detached building (*d*) contains the chapel in the centre: there is a separate infirmary and yard on each side of it; one for males and the other for females. The erection of this prison cost upwards of 25,000*l*.

The County Gaol for Wiltshire, near Salisbury, erected in 1820, presents an instance of defective arrangement and want of internal inspection.



A large house, containing the keeper's residence, &c. (*a*) is placed in the centre, on each side of which are two long wing-buildings (*b, b*), which are appropriated to the prisoners' departments. These buildings do not radiate from the centre, being placed parallel to the front and rear boundaries. Between the wing-buildings and the keeper's house, on each side, are two large airing-courts (*c, c*), for the male prisoners\*: these courts are inclosed with lofty brick walls, which run across from the extremity of the wings. The four airing-courts are under view from the keeper's house; but no part of the interior of the prisoners' wards can be inspected from thence. The female prisoners have two smaller courts (*d, d*) in the rear; adjoining to which the chapel is placed. This prison contains separate sleeping-rooms for nearly 100 prisoners. The site of ground within the boundary is about two acres.

\* The inconvenience of this limited scale of classification having been experienced, it was found necessary to form additional courts, in order to comply with the directions of the late Gaol Act, as to the separation of different classes of offenders.



## PART II.

*General principles of improved Prison-architecture.—Details. Local situation.—Arrangement and Construction of Buildings:—Boundary and entrance;—Central Station for Officers, Chapel, &c.—Prisoners' day-rooms, work-rooms, night-cells, airing-courts, &c.—Illustrations by engraved Designs.—Plans formed on improved principles, which may be adapted to Prisons of various descriptions.*

---

HAVING traced the progress of prison-architecture to a period when important improvements were introduced, it will now be desirable to present an outline of the general principles which should be observed in the formation of designs for new prisons. The grand requisites in the construction of a good gaol are the means of security, inspection, and classification,—readiness of access,—sufficient space to ensure the health and facilitate the employment of the prisoners,—accommodation for their instruction in moral and religious duties,—the provision of a separate sleeping-cell for each prisoner,—and an arrangement for the entire separation of the sick\*.

These important requisites may be secured by a prison constructed agreeably to the accompanying designs (*vide* page 44, &c.), in which it has been made a primary object to obtain an extensive degree of *classification*, combined with an effectual separation of the various classes; and also to provide that the means of *constant and unobserved inspection*, which forms a most valuable feature in the discipline of a prison, should be so placed as to enable the governor to exercise it to the fullest extent over all the prisoners, and also over the inferior officers of the prison. It is therefore designed, by the annexed plans, that the *interior* of the buildings occupied by the different classes of prisoners shall be under the direct view of the governor, or his officers, from the apartments of the central building intended for their residence, in order that the conduct of the prisoners may be regularly observed during the performance of their daily occupations:—the means of immediate access are likewise afforded to each department. As the airing-courts will be under complete inspection from the central station, every prisoner can be identified during the hours of exercise and relaxation. At night, the gallery or passage which contains the entrances to the sleeping-cells, in each building, may be placed under inspection from the officers' apartments. Classification

---

\* Experience has proved that these principles are essential to the establishment of that system of discipline, which is best calculated to fulfil the great objects of imprisonment. These views are also now fully recognized by the enactments of the Legislature. The preamble to the Act of 4 Geo. 4, cap. 64. declares, "It is expedient that such measures should be adopted, and such arrangements made in prisons, as shall not only provide for the safe custody, but shall also tend more effectually to preserve the health and to improve the morals of the prisoners confined therein, and shall insure the proper measure of punishment to convicted offenders;" and that "due classification, inspection, regular labour and employment, and religious and moral instruction, are essential to the discipline of a prison, and to the reformation of offenders," &c.

Section 49 of the same Act contains a summary of the necessary directions to be observed in the arrangement and construction of prison-buildings, &c. a copy of which is inserted in the Appendix to this publication.



and inspection should also be preserved while the prisoners are in the chapel; each class being ranged in a separate division, within the view and control of the officers, and under the immediate observation of the chaplain.

By increasing the number of buildings which radiate or diverge from the central station\*, the prisoners may be divided into any requisite number of classes, according to the appropriation or capacity of the prison. A constant separation of the respective classes will be preserved, whilst the whole are undergoing various degrees of restraint and discipline.—To each class of offenders a distinct ward or department is allotted: this comprises a commodious day-room and work-room, a spacious airing-court, with privy and washing-place; also separate passages and staircase to each ward; a separate sleeping-cell for each prisoner; and solitary cells for the seclusion of the refractory or most hardened offenders. Detached hospitals are provided for the sick, with airing-courts for convalescents: reception-rooms are also to be fitted up, for the examination and cleansing of prisoners when they first enter the gaol.

As the arrangement of the buildings has been carefully studied with a view to embrace the means of constant inspection, facility of access, and an extensive classification of the prisoners, it is hardly necessary to enlarge upon the degree of *security* which will be attained†, and on which a greater reliance may be placed, than in the adoption of those cruel and disgraceful modes of restraint which were formerly resorted to for the safe custody of the criminal. A strong boundary wall, of considerable height, will surround the site of the prison; and the airing-courts being inclosed with lofty iron-railed fences, will present an intermediate barrier against escapes.

Great convenience will be found to arise from the central position of the governor's residence, and the entrances to the several departments occupied by the prisoners; as the provisions, materials for work, &c. can be distributed among the classes with order and facility. The prisoners assemble in the chapel, by bridge-ways or galleries placed across the central area from the cell-galleries above. Prisoners may be brought in or removed from either of the classes, without the risk of communication with others: the visits of strangers may also be made unobservedly, and without obstruction to the general business of the establishment.

The detached situation of the buildings and courts is well calculated to secure a free circulation of air through the interior, so as to contribute to the salubrity of the prison. The construction will admit of the buildings being fire-proof in every part, and of their being warmed by hot-air stoves and flues, in the most effectual and economical manner.

There is one important advantage connected with the arrangement of prisons on the improved system, which remains to be noticed,—the disuse of ornament in the external parts of the edifice. This is rendered superfluous,

\* It has already been stated that the circular plan will not admit of the principle of general inspection being carried to the fullest extent; and it is mathematically demonstrable, that the various purposes of constant and unobserved inspection cannot be obtained so completely, in any other form of building as that which radiates from a central point of observation.

† If a prison is known to be secure,—as when the prisoners are constantly under the vigilant eye of the governor,—attempts to escape will be of rare occurrence. Such plans are seldom formed when they become difficult to execute. In such circumstances men will more naturally endeavour to reconcile themselves to their situation; and a forced submission leads by degrees to habitual obedience.



on account of the buildings being in a great measure secluded from public observation by the surrounding inclosure. Absence of embellishment is in perfect unison with the nature of the establishment. The elevation should therefore be plain, bold, and characteristic, but divested of expensive and unnecessary decorations\*.

---

BEFORE the particular details connected with the arrangement and construction of the buildings are entered into, it will be proper to offer some remarks on the nature of the SITUATION to be selected for a new prison; the choice of an eligible site being an object of the first importance.

The situation must be healthy, open, and calculated to secure a free circulation of good air. The nature of the buildings requires this, as there must be a considerable sub-division of the internal parts, to provide for an extensive classification of the prisoners, and for their confinement in separate night-cells. The situation must also be dry, and free from the injurious effects of a damp surface: this is requisite on account of the limited space in which prisoners are confined for a considerable time; their restricted habits and occupations; and the peculiar construction of the buildings,—comprising many solid walls, composed of materials liable to absorb moisture; with stone floors, staircases, &c. which require frequent washing to preserve cleanliness.

An elevated situation should be chosen, in order that a perfect system of ventilation may be effected, and that the prisoners may be exempted from the noxious effects of fogs, which are prevalent on low flat surfaces, or in the vicinity of rivers. The buildings will thereby be secure from inundation, and the consequent injury of the foundations or drainage. The site should be elevated, so that no part of the interior may be exposed to view from the adjacent grounds: the buildings must also be entirely secluded from external observation, in order that the gaol may be rendered secure against attempts to assist the prisoners in their escape.

A detached situation should in all cases be chosen, to prevent any secret means of communication from without. It is highly objectionable for a prison to be surrounded with buildings, or indeed to have any, contiguous to its boundaries. It ought never to be placed in the midst of a city or town†.

---

\* Howard remarked that “the new gaols, having pompous fronts, appear like palaces to the lower class of people; and many persons are against them on this account.”

It has indeed been the aim of some architects to rank the prisons among the most splendid buildings in the city or town where they have been erected, by a lavish and improvident expenditure of the public money in external decoration, and frequently at the sacrifice of internal convenience. Some prisons, injudiciously constructed, present a large extent of elevation next the public road or street: an opportunity was then afforded for the architect to display his talent, in the style and embellishment of the exterior.

† In some small local districts this may not be altogether practicable, on account of retaining original sites; but, in such cases, when the prison is rebuilt it should be completely isolated,—by having a wide space or passage-way formed round the exterior of its boundaries, so as to detach it from every part of the adjoining premises.

## GENERAL ARRANGEMENT AND CONSTRUCTION.

**BOUNDARY WALL.**—The grounds appropriated to the prison are to be inclosed with a strong boundary wall, not less than twenty feet in height above the surface. This wall ought to present an even superficies on both sides: should it be considered necessary to strengthen them, by adding piers or buttresses, the angles of the projecting parts must be splayed or rounded, in order to prevent a prisoner from climbing the wall by means thereof. The stone coping, or other finishing on the top of the wall, should not project before the upright face of it, otherwise the escape of the prisoners might be facilitated, with the assistance of a rope affixed to such projection\*. The boundary wall must be entirely detached on the outside from buildings, walls, or fences: none of the prisoners' buildings or courts are to adjoin or be connected with the external wall, but a free space of about thirty feet in width should be preserved round the interior†.

The boundary of the prisoners' airing-courts next the rear is to be formed by intermediate lofty iron-railing, surrounded with revolving *chevaux-de-frise*. This method of inclosing the courts will contribute to the security of the prison, by preventing escapes: the prisoners' buildings being formed on the radiating principle, a considerable portion of the boundary wall will be brought into view from the central station, occupied by the governor and his officers, the same being seen through the iron-railed inclosure of the airing-courts.

There should be only one gateway or opening in the boundary wall, for the general entrance to the prison; this is to be placed in front, and directly opposite to the central station, in order that every person who enters or quits the prison may be observed by the governor or his officers.

**ENTRANCE-BUILDING.**—A small range of building will be requisite at the entrance to the prison; the gateway of which is to open into an arched lobby, where a room must be provided for the gatekeeper, who should also occupy this station at night‡. The clerk's office must be contiguous to the entrance, in order that prisoners may be examined, and have the particulars of their offences, description of persons, &c., inserted in the prison-register as soon as they are brought in. Separate *reception-rooms*, for males and females, should be provided near the entrance, where all new prisoners can be subjected to the necessary scrutiny by the surgeon, as to their state of health, cleanliness, &c. These rooms ought to be fitted up with baths, coppers, and an oven or stove for baking or fumigating the prisoners' clothes when necessary. Over the reception-rooms and entrance, separate night-cells may

---

\* At several new prisons the summit of the boundary wall has been finished with a few courses of open or chequered brickwork, laid loosely, or so as to prevent any support being obtained in an attempt to scale the wall.

† In prisons of ordinary capacity this space may be sufficient; but in large prisons, and where there are many detached buildings, it is desirable that a greater space should be preserved, to promote the airiness of the interior, as well as to preclude the possibility of communication from without.

‡ An alarm or signal bell should be fixed near the gatekeeper's room, and also at the central building, to give notice of any sudden attack or attempt to escape. A communication by bells should also be established between the gatekeeper's station and the officers' apartments. Turnstiles, with strong checks, must be fixed at the iron gates within the entrance, to prevent a sudden rush of prisoners: the openings are to be just wide enough to admit one person to pass through at a time. Similar turnstiles should be placed in other parts of the prison, where iron palisade gates are required for the prisoners to pass through.



be formed, for the confinement of new prisoners, who are not in a proper condition to be admitted into the wards or classes.

**CENTRAL STATION, GOVERNOR'S RESIDENCE, &c.**—From the general entrance an inclosed passage should lead directly to the house intended for the residence of the governor and his officers. This building is to be placed in the central position, or in such a situation as will enable the officers to have *complete inspection* over the various departments of the prison, which are therefore to be arranged round the central station: the buildings and courts to be occupied by the prisoners must radiate from the centre towards the external boundaries; by these means the officers will also have an immediate access to each part of the interior. The governor's house is to be encircled by a wide area\*, or road of communication, on the opposite side of which are to be placed the buildings and courts of the different classes of offenders.

The *principal story* of the central building is to contain apartments for the governor and his officers. This floor should be elevated a few feet above the surface, in order that the officers may look down upon the prisoners, in their rooms and courts, without being observed;—by means of blinds or screens to the windows†. A large committee-room will be requisite on this floor.

The *basement story* of the central building should be appropriated to the prison-kitchen, store-rooms for provisions, &c. A sunk passage or area, four feet wide, ought to be formed round the basement, and inclosed with a parapet-wall: steps are to be made from the area into the central road of communication. This sunk passage will afford convenient means for conveying prisoners to and from any particular class, without their being observed by the other prisoners. It will also serve for distributing the provisions, &c. from the kitchen offices to the various departments.

A second or middle story may be made over the principal floor of the central building, to contain sleeping-rooms for the various officers who may be requisite in the superintendence of a large prison.

**CHAPEL.**—The upper story of the central building is to be appropriated for the chapel, to which the minister, governor, officers, or visitors, may have access by a staircase in the centre. The prisoners' entrances to the chapel will be from the upper stories of the radiating buildings, by iron galleries placed across the central area; each class of prisoners to have a separate entrance.

The interior of the chapel must be divided into compartments for the several classes; the partitions to be made of a sufficient height to prevent communication: the divisions should be placed in a radiating direction (from the pulpit as a centre), in order that the prisoners may be under the immediate view of the minister, and also of the governor and his officers, whose seats are to be elevated and placed near the pulpit.

---

\* In prisons of moderate capacity the width of the central area should be about twenty feet; but in small prisons, where fewer radiating divisions are required, the width may be reduced in proportion: in some cases the wing-buildings may adjoin the centre, as shown in the engraved design for a gaol, &c. to contain fifty prisoners. (*Vide* page 48.) The general rule to be observed in these cases is, that the side walls of the wing-buildings must not approach too near to each other, as otherwise the prisoners might be able to converse or communicate together from the windows of opposite buildings.

† An inspection-gallery, on the principle of a balcony, may be constructed round the central building at the level of the first floor; this gallery should be furnished with blinds or screens, to prevent the officer from being seen by the prisoners, when he passes round the exterior to view the courts, &c.

**PRISONERS' DAY-WARDS, &c.**—The buildings for the confinement of prisoners in separate classes, according to the nature of the offences with which they are charged, are to be arranged round the central residence of the governor, in a radiating position, one end of the buildings forming part of the inclosure to the central road of communication. At this end of the buildings the prisoners' day-rooms and work-rooms must be placed, having large windows, or openings of iron-railing, through which the *interior* of the rooms may be distinctly seen by the officers, from the opposite windows of their apartments.

Each radiating building is to be divided by a middle wall from end to end, in order that two classes of prisoners may be placed therein\*, as it will then form two distinct departments, the means of communication between them being entirely precluded. (*Vide Plans, page 44, &c.*)

The *day-rooms* must be made of sufficient capacity for the greatest number of prisoners intended to be comprised in each class, allowing a space of about 20 superficial feet for each individual; the height of these rooms should be 9 feet†. The *work-rooms* ought to be placed nearest the centre, with the day-rooms adjoining‡, divided by iron bars, or railing, so as not to impede the view of the interior from the officers' apartments.—If the nature of the employments require a larger space than can be provided within the building, (as in case of using the Tread-wheel machinery, &c.) it will be necessary to erect separate work-rooms, or sheds, in the airing-courts§: these must be arranged so that the prisoners may be under the inspection of the officers from the central station.—The cells on the ground-floor, in the rear of the day- and work-rooms, may be used as separate day-cells for prisoners sentenced to work in solitude.—Fire-places should be provided in the day-rooms||, with stoves constructed to warm the upper

---

\* The number of radiating buildings must be regulated by the number of classes into which it may be required to divide the prisoners, according to the appropriation of the prison,—whether for a gaol, or house of correction, &c.

† If the structure be of brick, the middle walls which divide the radiating buildings should be two bricks, or 18 inches, in thickness. The external walls of the same buildings should be 2½ bricks thick: the internal division walls between the cells, and next the passages, 1½ brick thick. All the internal joints of the brick-work should be worked in cement.

‡ The internal walls of the prisoners' buildings are not to be plastered, but the joints of the brick-work being flushed up, the surface ought to be lime-whited: this operation should be repeated twice or often in the course of the year.

§ The floor over the day-rooms and work-rooms should be formed of iron joists and ceiling plates, covered with stone or brick-on-edge paving in cement. That part which is immediately under the walls dividing the upper cells, and the passages, should have iron girders with trusses, or else an iron column should be placed under the junction of the walls. By this method of constructing the floors—with iron joists, instead of the old system of turning groined arches in brick or stone,—a considerable saving in height may be made: the floor and ceiling need not be more than six inches deep, if of iron, or stone. But the depth of the brick arch and paving (on the old plan) could not be less than a foot; and the space of from two to three feet, between the springing of the arch and the soffit, was rendered of but little use. The internal brick piers were a considerable obstruction to the means of inspecting the day-rooms, &c. Each pier could not be less than 18 inches square: the place of these may be adequately supplied by small iron columns, when the width of the rooms is considered too great for the parts above to be supported solely by an iron truss.

|| When requisite the day-rooms may be used as school-rooms for the respective classes; but, for the purposes of general exhortation and religious instruction, it is desirable that the prisoners should be daily assembled in the chapel.

§ The position of the sheds for the Tread-wheels, with the Mill-house, &c. will be seen on reference to the engraved designs and the description inserted at page 44.

|| A proper degree of warmth is essential to the preservation of the prisoners' health in particular seasons, by dispelling damp from the cells, especially those on the lower or ground



stories of the building, if required, by means of hot-air pipes or brick flues. The prisoners must not be permitted to use the fires for the purpose of cooking, &c. as the food is intended to be supplied from the general kitchen in the central building. Small apertures and flues ought to be made in the walls, or gratings fixed near the ceilings, to carry off the heated or foul air from the rooms: this may be let out above the roof of the building, by ventilators formed of iron louvres. The day-rooms, cells, and passages of the lower story should be floored with stone, laid on piers of brick-work; air being admitted under to keep the floors dry. The windows of the day-rooms, work-rooms, cells, &c., are to have iron sashes, let into stone frames: these, with the door-cases, should be fixed as the walls are carried up.

That portion of the buildings which is intended to be appropriated for the female prisoners should have no communication with the other departments. One or more of the radiating buildings in the rear will be most suitable for this purpose: the central area adjoining must be divided by a wall, or screen, from the other part. The matron and female officers are to occupy those apartments in the central building which command inspection into the rooms and courts of the female prisoners: separate means of access must be provided thereto, and secured from the approach of the male officers, except on particular occasions which may render their presence necessary.

**NIGHT-CELLS.**—Every prisoner should be provided with a separate sleeping-cell. The solitary confinement of each individual at night is absolutely necessary to prevent the evils of association, when the prisoners are screened from the inspection and control of the officers. The sleeping-cells are to be placed on the upper stories of the radiating buildings: it is desirable however, that there should not be more than two tiers or stories of cells, as the buildings might otherwise be raised to an inconvenient height. The dimensions of each sleeping-cell must not be less than eight feet by five feet, and nine feet high, or to contain 360 cubic feet\*. Each cell is to have a separate window; the opening to be about two feet square, and placed as near to the ceiling as practicable, to prevent any means of communication from without†. The window should consist of an iron sash, glazed, in small divisions. The door to each cell ought to be formed of iron plating, with a small aperture and moveable slider, to admit of inspection from the gallery or passage. The doors to turn upon pivots, in sockets let into stone-work at top and bottom. If the doors are formed of open iron railing, it is necessary that additional doors should be placed next the passage or gallery; these may be of wood lined with sheet-iron. A close door is required to

---

floor, and promoting the circulation of air in the passages, &c.; thereby preventing numbness or soreness of the feet, which is sometimes experienced in buildings floored with stone, and where the walls are destitute of wood linings and internal finishings.

Each day-room should have a large table fixed therein, and proper seats or benches ought to be fixed against the walls.

\* The sleeping-cells in the prisons which were built in Howard's time were generally about nine feet by six feet, and nine or ten feet high to the soffit of the arched ceiling, which rose about three feet from the springing. These cells contained 450 or 500 cubic feet: in many instances, however, it has been the practice to place two or three prisoners in one cell.

† To prevent the risk of communication from the cell-windows, blinds should be fixed outside, the shades of which are to incline upwards, so as to admit light, but to prevent a person within the cell from looking out. These being made of iron, and fixed into the stone or brick-work, will add greatly to the security of the window.



prevent prisoners from conversing together in different cells\*. The doors should have large treble-bolted locks. The ceilings should be flat, and formed of large stone slabs, or iron joists and plating paved over with stone or hard bricks laid edge-ways in cement. Each cell and room should be ventilated by means of air-flues in the brickwork, or small iron gratings fixed in the external walls close to the ceiling. The cells of each class must open into a separate passage, or gallery, on each floor; the doors being placed in a continued range, so that the officers may view the entrances to the cells with facility†. The passages or galleries may be placed under inspection at night, from the central station, by having lamps suspended at the opposite ends of the radiating buildings. Each staircase should lead directly from the lower passage: the steps ought to be of stone, with iron banisters and hand-rails. Iron palisade gates should be placed across the landings of each story.

In the arrangement of a GAOL it is requisite that Debtors should have sleeping-rooms of larger dimensions than the cells for the other prisoners. Debtors on the master's side, (persons above the lower ranks of society,) should have separate day-rooms, with a fire-place and closet in each room.

**SOLITARY CELLS.**—In each class or ward, one cell, or more, should be provided for the solitary confinement of the most hardened and refractory prisoners, or of such as are sentenced to this punishment for a limited period‡. These cells ought to be placed in a secluded part of the building: a lobby is to be formed between the cell and the general passage, in order that communication with the other prisoners may be prevented. The windows should have shutters, or iron blinds, to exclude the light when required. The solitary cells must be well ventilated, and provision should be made for warming them in cold or damp weather.

**VISITING-ROOMS.**—Separate places should be provided for prisoners of the respective classes to see their friends, at restricted intervals, according to the regulations of the prison. The rooms for the reception of visitors must be arranged so that strangers cannot see the other prisoners; at the same time the prisoners and their friends are to be kept apart from each other, by divisions of iron railing, to prevent any improper articles being introduced: both parties ought to be under the view of an officer.

\* The transmission of sounds, at night, from the prisoners' buildings, may be facilitated by tubes of tin or copper, communicating with the sleeping-cells, and terminating with a wide funnel in the bed-room of the keeper, or other officers.

† At Bristol New Gaol, immediately above the head of the bed, in each cell, an inspection loop-hole is placed next the passage, through which the prisoner can be seen by the turnkey without entering the cell.

A new form of bedstead has been lately introduced in some prisons, which consists of an iron trellis tray, firmly fastened upon two supports of stone let into the floor. This sort of bedstead appears to be very suitable for prisoners, because it does not conceal the floor of the cell from view, as is the case with wooden planks or stone slabs fixed on supports; neither is it so cold as the latter.

Each sleeping-cell should be furnished with a bedstead of iron, (or other suitable material,) a bed of straw in strong ticking, with two blankets and a coarse rug or coverlet.

‡ It is desirable that in all houses of correction and penitentiaries, for convicted offenders, particular cells should be set apart for the confinement of the prisoner in solitude, for a longer or shorter time, according to the nature of his offence. It appears hardly possible, however depraved his habits may be, that he should pass many days or hours together in solitude, without experiencing some of those reflections which are calculated to lead him to sorrow and repentance. But this punishment must not be inflicted without intermission; otherwise it might be too severe to be borne without injury to the health or mind of the prisoner.



**AIRING-COURTS.**—A separate court or yard, of sufficient capacity, must be provided for each class of prisoners, to take air and exercise in, at convenient times. The airing-courts should adjoin the buildings in which the prisoners are confined, and be arranged so as to prevent any communication between the respective classes: the airing-courts must be placed near the governor's apartments, in order that every part of them being under inspection from the central building, the prisoners can never be screened from observation. This object is to be effected by the inclosure of the courts next the centre being formed of lofty iron palisades or railing; and to secure perfect ventilation, the inclosure in the rear should be formed in a similar manner. The prisoners will by these means have the benefit of a free circulation of air in the courts, and the general salubrity of the prison will be promoted. The height of the iron-railed inclosure to be from ten to twelve feet; that in the rear may have a revolving *chevaux-de-frise* of iron fixed at the top. Where two airing-courts adjoin, the division between them must be a solid wall, not less than 12 feet in height, placed in a direction radiating from the centre. The surface of the courts should be laid inclining, so that no water may be retained thereon. The courts ought to be paved with flat stones, or covered with a thick bed of hard gravel or broken stones. In each airing-court a pump or cistern should be fixed, having a constant supply of good spring water\*. Stone washing-sinks must also be provided in convenient places for the prisoners' use; and proper drains are to be formed below the surface, to carry the waste water into a general outlet. Separate privies must be placed at the end of each airing-court: these should be constructed so that a flow of water may pass through each, during the day, to prevent offensive smell or the accumulation of soil.

**HOSPITAL AND SICK-WARDS.**—This building should be placed in an airy situation, having convenient access from the general departments of the prison; it must however be entirely detached from the other buildings and courts. Separate apartments are to be provided for male and female prisoners, with distinct rooms for those who may have infectious diseases: the latter rooms should be placed on the upper story. There must be a small room on each story for the nurse or attendant, to command inspection over the sick-wards. A separate apartment is to be provided for the use of the surgeon or apothecary. Each room or ward should have a fire-place, and be properly ventilated by apertures in the walls or ceilings. Secure airing-courts ought to be attached to the infirmary, for male and female convalescents.

---

In Houses of Correction and Penitentiaries it will probably be required to introduce the Tread-wheel machinery, for the employment of convicted prisoners, which from its peculiar advantages has now obtained the sanction of the Magistracy in almost every part of the kingdom. In order to apply this mode of labour to a profitable account, it will be necessary to erect a detached mill-house, bakehouse, &c. in such part of the prison-grounds as

---

\* To secure an abundance of this necessary article, one or more large wells should be sunk in the prison-grounds; and elevated reservoirs, or tanks, must be constructed, into which the water may be raised by the daily labour of the prisoners, and distributed from thence to every part of the prison, by means of pipes, &c. The superfluous water ought to be carried off through the general drains and sewers, to preserve cleanliness and salubrity.

may be most convenient for arranging the mill-machinery, so as to communicate with the departments of the particular classes who are to be subjected to the tread-wheel discipline. The position of the mill-house and machinery is shown in the following engraved designs\*.

---

\* For further information on the subject of the Tread-wheel discipline, the reader is referred to a Tract published by the Committee of the Prison Discipline Society, intituled "A Description of the Tread-Mill for the employment of Prisoners, with Observations on its Management, and plates of the Machinery, &c."



*Description of the Design for a Gaol, or House of Correction\*,  
to contain Two Hundred Prisoners.*

---

GROUND PLAN.

- a. Entrance gateway, and arched lobby.
- b. Gatekeeper's room.
- c. Office, for examining prisoners in, at their admission.
- d. *Reception-room* for male prisoners; to be fitted up with bath, and copper, and oven for fumigating the prisoners' clothes, &c.
- e. *Reception-room* for female prisoners; to be fitted up with bath, and copper, and troughs for washing linen, &c.
- f. Staircases, leading to reception night-cells over the entrance buildings.
- g. Paved court, with inclosed passage leading to the central building and other departments of the prison.
- h. Clerk's office.
- i. Room for watchman, or night-inspector.
- k. Turnkeys' rooms, commanding the entrance to the central area of communication. These may also be used as visiting-rooms, for prisoners to see their friends in, a part being divided off to prevent improper communication between the prisoner and visitor.
- l. *Principal or Ground Floor* of the CENTRAL BUILDING, containing five apartments for the use of the governor and other officers. The matron to occupy the apartment in the rear. These rooms command *inspection* into the prisoners' day-wards, which are placed opposite: they also command inspection over the airing-courts, and the boundaries of the prison beyond the courts. This floor of the central building should be raised four or five feet above the floor of the prisoners' buildings, to enable the officers to look down upon the prisoners without being observed.
- m. Central staircase, and connecting passages.
- n. Sunk passage, or area below, leading to the general kitchen and store-rooms for provisions, which are intended to be in the *Basement story*, being sunk about four feet below the surface. This passage may be used for the conveyance of prisoners to and from the different classes, to screen them from the view of other prisoners. For this purpose a wall should be raised round the area, about two feet above the surface of the central road, with steps opposite the prisoners' departments.

---

\* This design may also be appropriated to the Gaol and House of Correction where they are united and placed under the superintendence of the same governor, provided the classification is not required to extend beyond twelve separate divisions.

- o.* Central road, for communication with the several buildings and courts occupied by the prisoners; to be accessible only to the officers.

- p.* *Prisoners' Day-wards*: a part of these may be railed off and used as work-rooms, (according to the space required,) the divisions being constructed so as not to impede the inspection of the interior from the central building. The length of the day-rooms or work-rooms may be increased, by reducing the number of cells behind the same.

The two buildings nearest the entrance contain several rooms of larger dimensions than the cells, which are intended for the accommodation of debtors, or state prisoners, in a gaol: but in a house of correction, or penitentiary, these buildings may be arranged as the others.

- q.* Staircases to the upper stories of the prisoners' buildings.

- r.* Passages.

- s.* Cells for prisoners to work in solitary confinement.

- t.* Washing-places; fitted up with cisterns and sinks.

- v.* Privies, for the class in each airing-court.

- w.* *Prisoners' airing-courts*; to be inclosed with lofty iron railing at each end, in order to secure a free circulation of air through the interior, and to admit of complete inspection over the courts, and ground in the rear, from the central station of the officers.

- x.* *Wash-house*: a detached building, in which the female prisoners are to be employed; with a drying-ground in the rear.

As the proportion of female prisoners will probably be small, it is designed that the women should be placed in the *semi-building* on each side of the wash-house. By this arrangement, the female department will be most effectually secured from communication with the part occupied by the male prisoners: the women ought to be placed under the exclusive control of the matron, or female officer, who is intended to occupy the apartment in the rear of the central building, which commands inspection into the womens' wards and courts. A wall or screen must be placed across each side of the central road at this part.

- y.* Covered shed-buildings, containing the *tread-wheels*, to be placed in the airing-courts of such classes of convicted prisoners as are to be kept at hard labour, where they will be under inspection by the officers.

The power arising from the operation of the tread-wheels is to be communicated to the mill-machinery, (in a detached building,) by means of connecting shafts or spindles of iron, passing in small brick tubes below the surface of the ground.

- z 1.* *Mill-house*. A detached building, to contain the machinery for grinding corn, dressing flour, &c. by the power arising from the prisoners' labour when working at the tread-wheels. Contiguous to this building is the bakehouse, with oven, &c. for making bread for the supply of the establishment.

A well should be sunk near this building, and the water raised by pump machinery, connected with the main shaft of the tread-wheels, into a reservoir to be placed over the mill-house, from whence the water may



be distributed through pipes, to supply the several departments of the prison, and to cleanse the sewers, privy-drains, &c.

- z 2. Hospital or Sick-wards.* A detached building, to contain separate apartments for males and females, with a small room for the nurse or attendant; also separate airing-yards for convalescents, inclosed with iron railing next the boundary wall.

#### PLAN OF THE UPPER STORY.

- a. Reception night-cells,* for male prisoners who have not undergone the necessary examination and cleansing, previous to their being placed in the regular wards.
  - b.* Similar reception-cells for female prisoners.
  - c.* Store-rooms for clothing, &c.
- The central building is intended to have a *mezzanine* or middle story, between the ground-floor and the chapel-floor, (*Vide* the section) to contain sleeping-rooms for the governor and other officers.
- d.* The CHAPEL, to be divided into compartments, by partitions or screens about six feet high, to prevent prisoners of different classes from seeing each other, or conversing together.
  - e.* Pulpit:—a small room behind the same to be appropriated for the use of the chaplain.
  - f.* Pews for the governor and his officers, to be elevated so that they may have a perfect view of all the prisoners.
  - g.* Central staircase from the house, for the use of the officers, chaplain, &c.
  - h.* Sitings for visitors.
  - i.* Covered passage or gallery, from which each class of prisoners will enter the chapel by a separate doorway.
  - k.* Iron bridge-ways, fixed across from the cell-galleries of the prisoners' buildings.
  - l. Sleeping-Cells,*—a separate one for each prisoner\*. The dimensions of each cell to be eight feet by five feet, and nine feet high in the clear; with a flat ceiling formed of stone, or cast-iron plating and brick floor. The cell windows to be placed close to the ceiling, to prevent the prisoners from looking downwards or conversing through them.

The large cells at the ends of the passages may be used for the solitary confinement of hardened or refractory prisoners. In this case lobbies

---

\* In those parts of the two rear-buildings which are intended to be occupied by the women, it is requisite that day-rooms should be made on the upper story, next the centre, (as shown in the plan,) in case the number or description of female prisoners should require them to be divided into four or more classes. This circumstance, it is considered, will but seldom occur when the prison is occupied distinctly as a Gaol, or as a House of Correction. In cases where the two Establishments are combined, it may be necessary to appropriate the whole of the two buildings in the rear for the women, in order to obtain a more extended classification.

should be formed between the cells and passages, to prevent communication with the other prisoners.

*m.* Staircases.

*n.* Passages.

*o.* Sleeping-rooms of larger dimensions, for debtors or state prisoners.

*p.* Rooms over the mill-house and bakehouse, for storing flour, wood, &c.

*q.* Upper story of the hospital or sick-wards, containing separate apartments for males and females, with attendant's room.

The first and second story of the prisoners' buildings are intended to be similar to that which is shown in the plan; but the bridge-ways across to the chapel will be fixed on the upper story only, as shown in the section.

The site of ground to be occupied by the prison and grounds is intended to comprise about three acres; to be inclosed with a boundary wall about 22 feet high above the surface.

**ELEVATION AND SECTION.**—In this plate is shown the front of one of the radiating buildings, as seen from the airing-courts; also a section of the same (on the other side) with the divisions of the cells, floors, &c. The section of the central building shows the several stories; the division of the chapel, and staircase up to the same; the bridge-ways across from the prisoners' buildings to the chapel; also the sunk area round the basement story, &c.



*Description of the Design for a Gaol, or House of Correction,  
to contain Fifty Prisoners.*

---

GROUND PLAN.

- a. Entrance gateway and arched lobby.
- b. Gatekeeper's room.
- c. Office, for examining prisoners in, at their admission.
- d. *Reception-room* for male prisoners; to be fitted up with bath, and copper, and oven for fumigating the prisoners' clothes.
- e. *Reception-room* for female prisoners; to be fitted up with bath, and copper, and troughs for washing linen.
- f. Staircases, leading to reception night-cells over these rooms.
- g. Inclosed court or passage leading to the central building, &c.
- h. Sunk passage, or area, leading to the *Basement* story of the central building, which is intended to contain the general kitchen and store-rooms for provisions. The area to be arched over where it passes under the three wing buildings. Steps to be made from the sunk passage, opposite each airing-court.
- i. *Principal or Ground Floor* of the CENTRAL BUILDING, containing four apartments for the use of the governor and his officers. These rooms command inspection into the prisoners' day-wards, to which there will be immediate access by the doors in the connecting passages. The officers' apartments also command inspection over the airing-courts and the ground in the rear. The principal floor of the central building ought to be raised about four feet above the surface.
- k. *Prisoners' Day-wards*; a part of which may be railed off and used as work-rooms, according to the space required for that purpose. These rooms are attached to the central building. On the upper story, it is intended that an open space should be left between the buildings: this will materially improve the means of ventilation, by forming an area round the centre, both above and below.
- l. Passages, and staircases to the upper story.
- m. Cells for prisoners who are to work in solitary confinement.
- n. Privies.
- o. *Prisoners' Airing-courts*, inclosed with iron-railing at each end, to secure a free circulation of air, and admit of inspection over the courts and rear ground from the central station.

- p.* Visiting lobbies, at which prisoners may see their friends, in the presence of an officer.
- q.* *Tread-wheels*, for prisoners sentenced to hard labour.
- r.* *Mill-house*, to contain machinery for grinding corn, &c. for the service of the prison, by the operation of the tread-wheels. A bakehouse to be attached to this building.

#### PLAN OF THE UPPER STORY.

- a.* *Reception night-cells*, for prisoners who have not undergone the necessary examination and cleansing, previous to being placed with the other classes. These cells may also be used for sick-wards, when required\*.
- b.* Store-rooms, for clothing, &c.
- c.* The CHAPEL; to be divided into separate compartments, by partitions about six feet high, to prevent prisoners of different classes from seeing each other, or conversing together.
- d.* Pulpit.
- e.* Pews for the officers, to be elevated so that they may see every prisoner.
- f.* Covered passages, by which the classes are to enter the chapel, from their respective cell-galleries.
- g.* *Prisoners' sleeping-cells*. Each cell should be eight feet by five feet, and nine feet high.
- h.* Cells, for the solitary confinement of refractory prisoners.
- i.* Passages.

The site of ground is intended to comprise about an acre; and to be inclosed by a boundary wall, from 18 to 20 feet in height above the surface.

ELEVATION; showing the front of the centre building, and the prisoners' buildings on each side; with the basement of the centre building, &c.

---

\* The number of prisoners being small, it was not considered necessary to provide a separate building for the infirmary, or sick-wards.

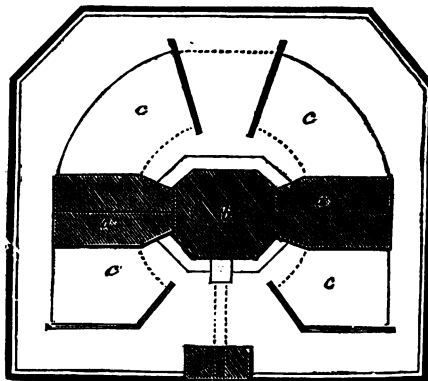


*Designs, on principles of improved construction, which may be adapted to Prisons of various descriptions.*

HAVING exemplified the general principles which are necessary to be regarded in the construction of a good prison, it is now proposed to offer some additional remarks, which may assist in the arrangement of prison designs on different scales of capacity.

The cases in which it may be required to alter or accommodate the designs already described, will arise principally from the variety of classes to be provided for, and whether the prison be intended for a Common Gaol, House of Correction, or Penitentiary. To render these observations practically useful, it has been again found necessary to introduce several diagrams, or outline plans\*.

For a small Borough Gaol, House of Correction, or local Prison, used only for temporary confinement before trial, wherein the average number of prisoners may not exceed thirty or forty, it is considered that two wing-buildings (*a, a*) connected with a central building (*b*), to contain the keeper's residence, will afford suitable accommodation. The wings or side-buildings, for the prisoners, should be divided from end to end by a middle wall: each semi-building ought to have a separate airing-court (*c*) connected with it, agreeably to the following diagram.



Scale. 0 50 100 150 200 250 Feet.

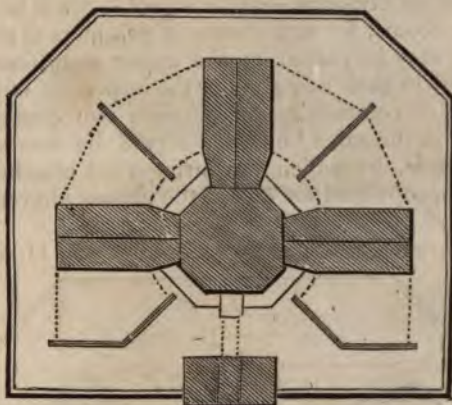
This arrangement will provide for the separate confinement of four classes of prisoners; viz. felons, and misdemeanants;—the males and females being

\* These diagrams have been projected to the same scale as those in the preceding pages; in order to show, by comparison, the space comprised in each plan, and the arrangements which are proposed for altering or extending the form of the buildings, &c.

separated from each other, and placed on the opposite sides of the central building. Each class will occupy a distinct department, comprising a day-room, and airing-yard, with single night-cells on the upper story: the whole are placed under inspection, from the keeper's apartments in the centre, on principles similar to those which have been described, in reference to the engraved design for a gaol or house of correction for fifty prisoners. The side-buildings are intended to be two stories high: the centre part three stories high, having a chapel on the upper floor; the keeper's rooms are on the ground floor, and the kitchen and offices in the basement, with a sunk area round it.

In places of confinement, where not more than four classes are required, or in a prison exclusively for Debtors, a similar form of building may be rendered suitable for a larger number of prisoners by extending the length of the wings,—so as to obtain an additional number of night-cells on the upper story, and increased space in the day-rooms below.

The design of the following diagram is for a City or Town Gaol, or House of Correction, for fifty prisoners, to comprise separate departments for six classes\*. The detail of the interior arrangement has been fully described, in reference to the engraved designs for a prison of similar capacity, at page 48.



This form of building will admit of the radiating wings being extended, if required.

In cases where the length or size of the radiating buildings is intended to be increased in any considerable degree, it will be proper to form an open area round the central building, ten or twelve feet in width, to admit of a more perfect circulation of air through the interior. The form of the building

---

\* *For a Gaol.* The classes to consist of debtors—felons before trial—misdemeanants before trial.

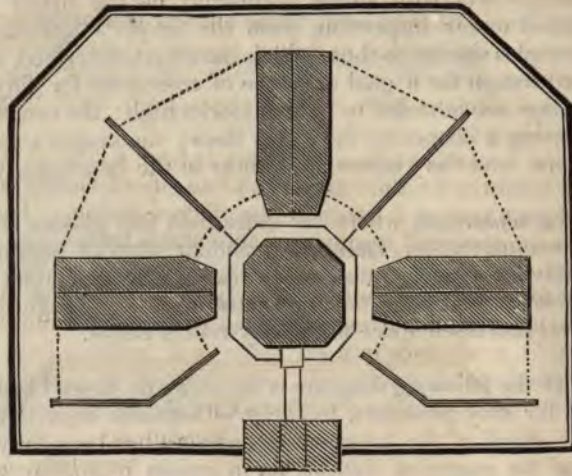
*For a House of Correction.* Felons convicted—misdemeanants convicted—vagrants.

The males and females of each class to have separate departments.

In many cases the number of women would be small, in proportion to that of the men, and probably would not form the classes above enumerated. One of the buildings—that in the rear—might then afford sufficient accommodation for the females: the male prisoners should in that case be divided into four classes.

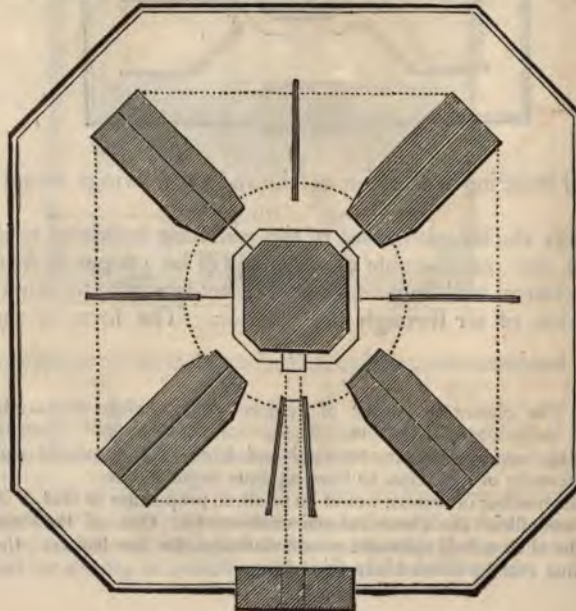


should then be similar to that contained in the following diagram, which is designed to accommodate seventy or eighty prisoners.



In a prison of the above capacity, where classification may be required to a greater extent than six divisions,—as for a gaol,—it will be desirable to provide additional day-rooms, for such classes of prisoners as are fewest in number. These rooms may be placed on the upper story, next to the central building, with a view to their being under the inspection of the officers. To prevent any means of communication between two classes which may be placed occasionally in the same building, it will be necessary that a regulation should be made, by which the airing-yard attached to each semi-building shall be appropriated for one of the classes alternately.

The annexed diagram is designed for a County Gaol, House of Correction,

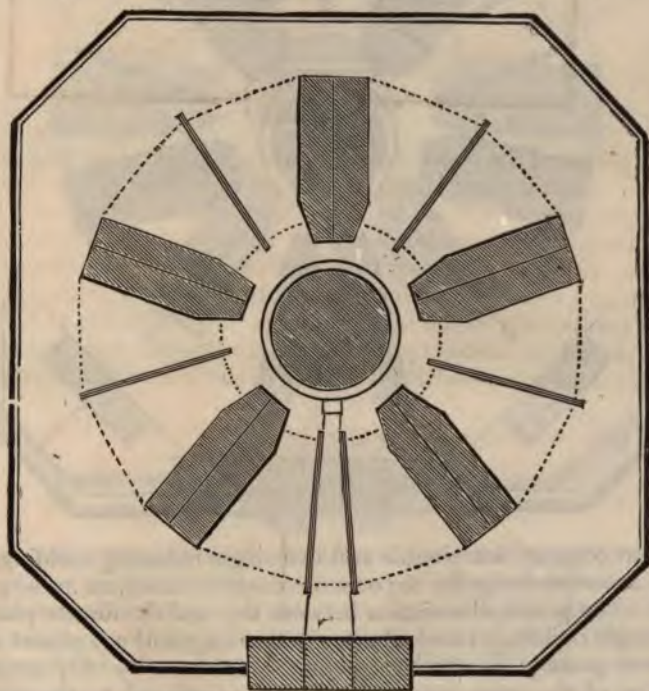


or Penitentiary, for one hundred prisoners; to comprise eight distinct classes of offenders, in four double radiating buildings, two stories high.

This design is capable of considerable enlargement. To effect this, another story of sleeping-cells may be added; the length of the radiating wings may likewise be increased. The number of classes may be extended, by making day-rooms on the first floor (up-stairs), as described in reference to the preceding diagram. A similar precaution must also be adopted, to prevent communication between two classes, whenever they are placed in the same building\*.

In this plan it was considered requisite to have a central area, to promote the general salubrity of the interior, and to afford facility of access to the several airing-courts which surround the officers' station. The site of ground within the boundary wall is about an acre and a half.

The following diagram consists of five double radiating buildings, which will provide separate departments for ten classes of prisoners†.



This plan is calculated for a County Gaol, or House of Correction,

\* In cases of emergency, where it may be required to place prisoners of two classes in the sleeping-cells on the same floor, the means of communication at night should be guarded against, by having a moveable partition and door, to fix across the passage, or cell-gallery, so as to detach one portion of the cells from the other.

† *For a Gaol.* The classes to be, debtors—convicted felons—felons for trial—convicted misdemeanants—misdemeanants for trial.

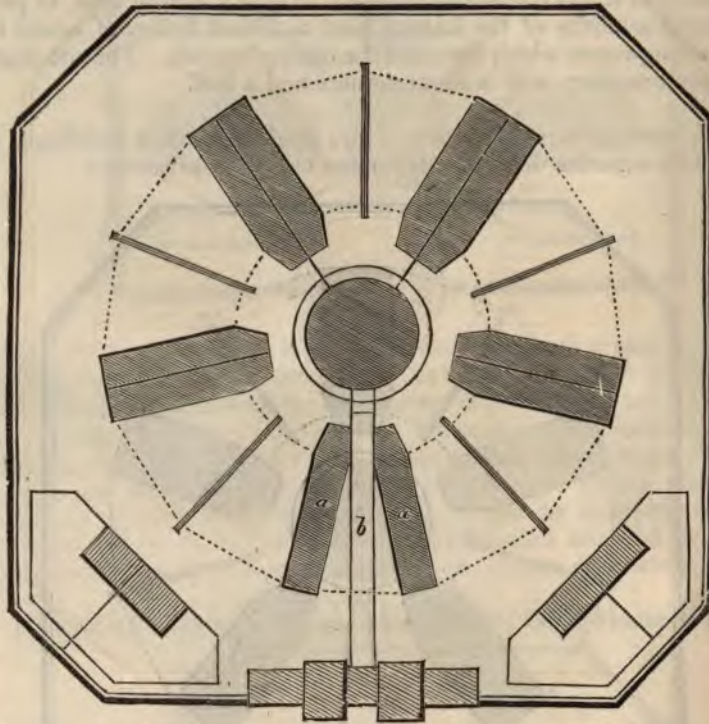
*For a House of Correction.* Felons in two classes—misdemeanants in two classes—vagrants. The males and females of each class to be in separate departments.

The above design will afford the classification required by the Prison Act, either for a Gaol, or for a House of Correction, as a distinct Establishment.



to contain two hundred prisoners: the several wing-buildings being three stories high. If the number of classes should be considered insufficient, as in the case of a gaol and house of correction being united in the same Establishment, additional day-rooms may be formed on the first story, for small classes of prisoners, who may also be placed under the observation of the officers from the central building.

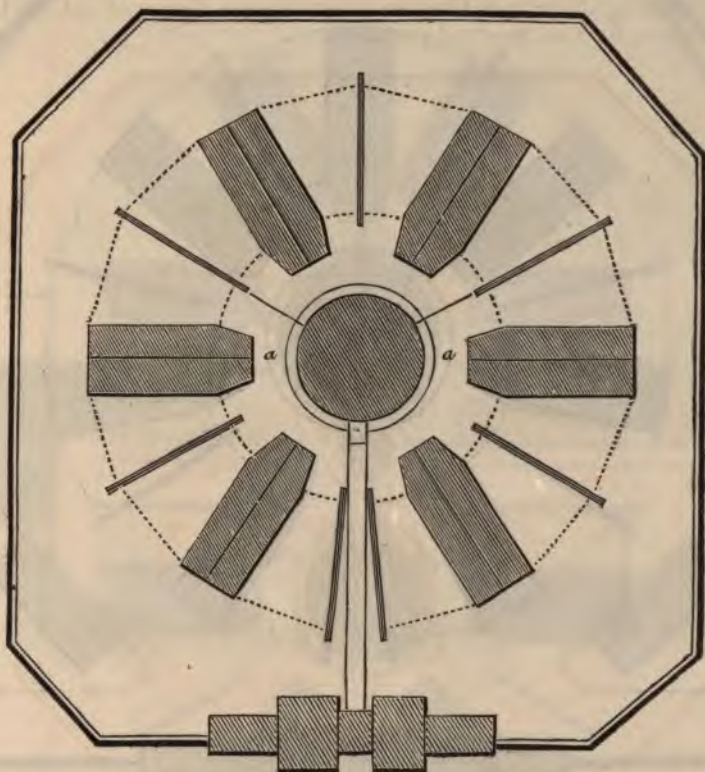
The following diagram is likewise designed for a County Gaol, or House of Correction, for two hundred prisoners.



This plan contains four double and two single radiating buildings; and it embraces accommodation for ten or more distinct classes, as in the preceding example. The principal variation between this and the former plan is, that the two single buildings (marked *a, a*, in this diagram) are placed nearer to the entrance passage (*b*) which leads to the centre. By this arrangement the interior of the prison would be much less exposed to the observation either of prisoners when brought in, or of strangers who may be permitted to visit them; as the buildings (*a, a*) will present lofty blank walls next the long passage, which conducts from the entrance to the central station. The detached buildings in the front angles are intended for the hospital or sick-wards on one side, and for the mill-house, bake-house, &c. on the opposite side. The details of a similar plan are fully described in reference to the engraved design for a Gaol, &c. for 200 prisoners, (*Vide* page 44,) the outline of which is represented by this diagram.

For a Gaol, or House of Correction, either separately or combined, and intended to accommodate a greater number of prisoners than 200;—in cases

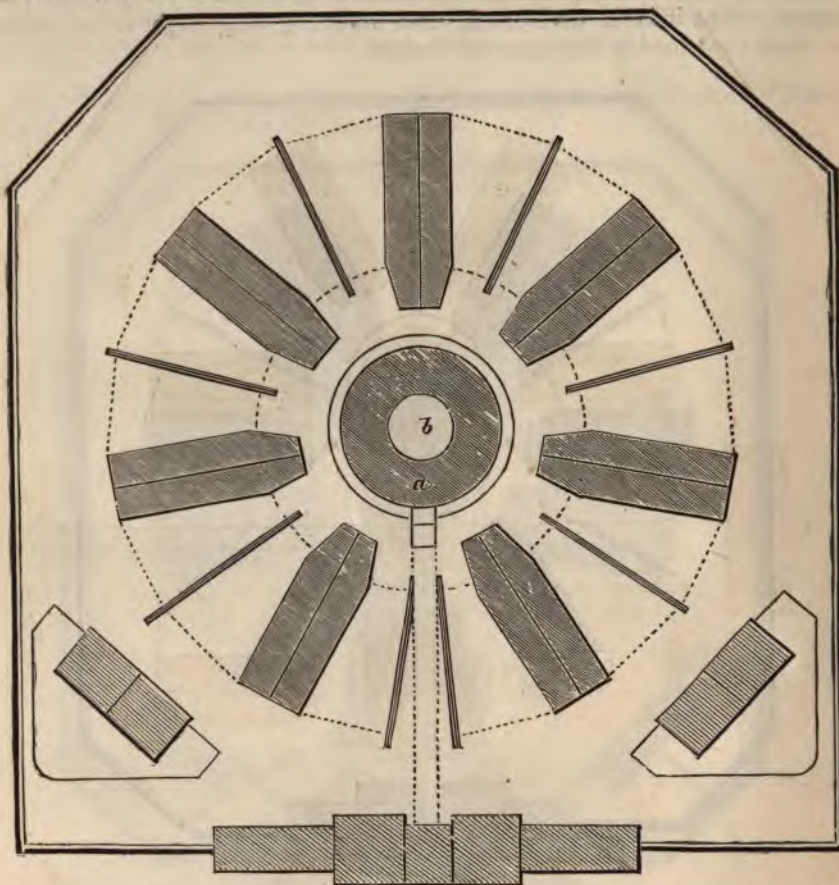
also where it may be requisite to obtain extended classification in separate buildings,—it will be necessary to increase the number of radiating wings, as shown by the annexed diagram, which comprises six double buildings, and twelve distinct departments, the whole being calculated to contain 250 prisoners. The internal divisions of each radiating wing ought to be similar to those contained in the engraved designs.



In the general arrangement of this plan it was found requisite to extend the width of the central area (*a, a*), in order to obtain a sufficient distance between the several radiating buildings; as, otherwise, the space at the ends next the centre would have been too much contracted by the increased number of radii. It should, however, be remarked, that this method of obtaining additional width in the central area, must not be adopted without careful attention to the attainment of complete inspection into the prisoners' day-rooms, from the opposite windows of the officers' apartments; as the means of securing this important object may be materially diminished, if the radiating wings are removed too far from the central station, as noticed in some preceding examples; (*Vide* Notes at pages 22, 38, &c.) In the diagram under notice, the width of the central road, or area of communication, is intended to be twenty feet; and it is desirable that the space between the walls of the central building and those opposite to it should not exceed these dimensions.



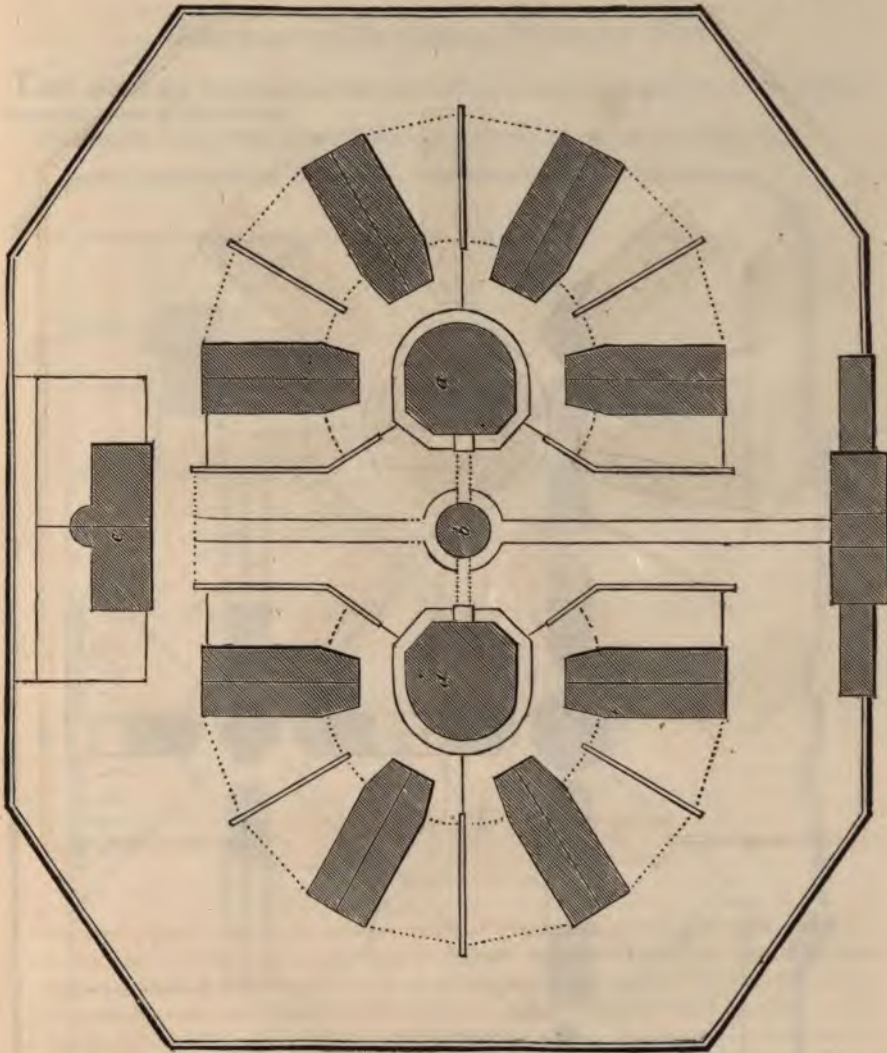
The following diagram represents the outline of a County Gaol and House of Correction combined in one Establishment, designed to accommodate 300 prisoners, who are to be divided into fourteen classes.



In this example it was necessary to increase the number of radii, by introducing seven distinct buildings: hence it was found requisite to extend the circumference of the central road, or area, from which the divisions radiate. These objects have however been accomplished without increasing the *width* of the area;—by enlarging the central building (*a*) externally, and making a court or area (*b*) within the same. This internal court can be appropriated to various useful purposes, in connexion with the offices on the basement story. It is not to be floored over; but the walls round are to be carried up as high as the chapel floor: a large skylight ought to be placed over the space. As it is not intended that the chapel should occupy all the upper story of the central building, that portion of it which is towards the front may be divided into apartments, for the residence of the chaplain, &c.

In some districts it may be considered desirable to provide *distinct* Establishments for the Gaol and House of Correction, although they are placed on the same site, and are included within the same boundary wall. In such

cases also, the number of prisoners being large, an increased scale of classification will be found requisite. With a view to suit these circumstances the following outline has been projected for a larger prison than the foregoing.



This plan consists of two central stations (*a, a'*) placed opposite to each other, but at some distance apart, and arranged so as to form two distinct prisons. Each central station is connected with four radiating buildings, which are designed to contain eight classes. The whole establishment will therefore provide separate accommodation for sixteen classes; and the number of prisoners may be varied from 350 to 400, by increasing the length of the radiating buildings. The small central station (*b*) will command a view of the general entrance and the approach to each prison. The hospital (*c*) is a detached building situated in the rear. A prison of similar capacity will require a site of four acres of land.



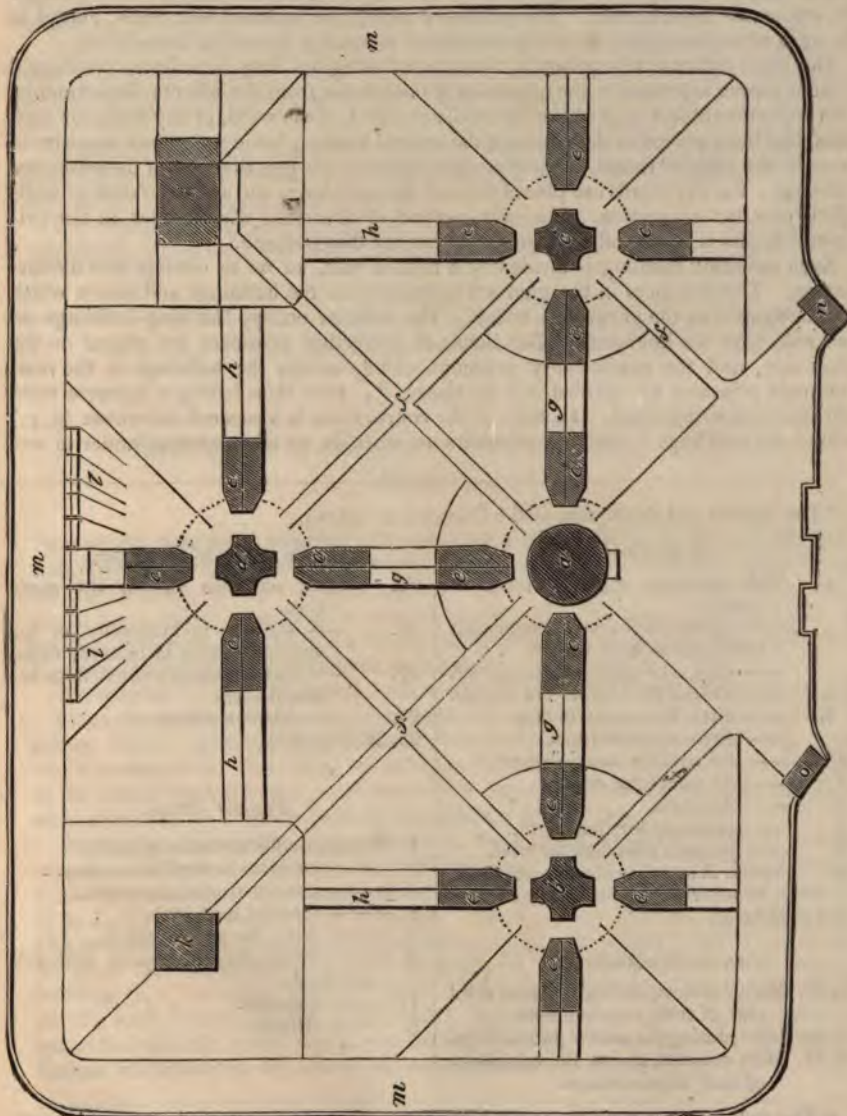


## APPENDIX.

### *Description of the County Prison for Kent.*

THIS prison was erected about the year 1816, on a spacious and airy site of ground near the town of Maidstone.

The general form of the prison buildings is shown by the annexed diagram\*.



\* This diagram is drawn to the same scale as that of the Penitentiary ; vide page 62.



With the exception of the Millbank Penitentiary, this is the largest prison in England. It comprises the County Gaol, (including a Debtors prison,) House of Correction, and Penitentiary, which are designed collectively to contain 460 prisoners; each being provided with a separate sleeping-cell.

There are four central stations, each of which has a wide open area round it. The principal station (*a*) contains the governor's residence; the three other stations (*b, c, d,*) are occupied by the subordinate officers. From each of the central areas round the officers' stations, a portion of the buildings occupied by the prisoners (*e, e, e,*) radiate, and likewise the divisions of the several airing-courts, which are ranged round them. All the airing-courts are under complete inspection, from large windows in the officers' rooms: from these also are seen the diagonal passages (*f, f,*) which connect the respective departments. The prisoners' courts are inclosed with walls, except at the ends next the centre, where the inclosure to each is formed of iron-railing.

The great defect of this prison is, that the radiating buildings have been constructed without proper attention to the inspection of the interior from the officers' departments. This important object might have been fully attained, if the ward, or day-room for each class, had been placed at the end next the central station, having windows opposite to those in the officers' rooms. At present the staircases occupy this part of the prisoners' buildings: the day-wards are placed beyond the staircases, and are separated by walls which obstruct inspection. The only method of observing what passes in the prisoners' rooms is by the officer's going thither for that purpose.

Each radiating building is divided by a middle wall, so as to contain two distinct classes. The prisoners in the gaol are comprised in the buildings and courts which are contiguous to the governor's house. The debtors occupy the wing-buildings on one side next the boundary. The house of correction prisoners are placed on the other side, and the penitentiary prisoners chiefly occupy the buildings in the rear. The male prisoners are divided into 30 classes\*; each class having a separate ward and spacious airing-court. In some of the courts there is a covered colonnade (*g, g,*) behind the buildings †, for the prisoners to work in, or take exercise under in wet

\* The number and description of the Classes is as follows.

| <i>In the Gaol.</i>         |   | <i>In the House of Correction.</i> |   |
|-----------------------------|---|------------------------------------|---|
| 1, 2.                       | Male prisoners under sentence of death.                           | 25.                                | Male offenders against the game laws.                               |
| 3.                          | — convicted of misdemeanors, not sentenced to hard labour.        | 26.                                | — servants in husbandry, or for want of sureties in bastardy cases. |
| 4.                          | — ditto, who maintain themselves.                                 | 27.                                | — ditto, summary convictions before justices.                       |
| 5, 6.                       | — for trial for felonies not capital.                             | 28.                                | — juvenile offenders.   |
| 7, 8.                       | — ditto, for capital felonies.                                    | 29, 30.                            | Vagrants.   |
| 9.                          | — ditto, re-committals.   |                                    |   |
| 10, 11.                     | — for trial for misdemeanors.                                     |                                    |   |
| 12.                         | — for unnatural crimes.   |                                    |   |
| 13.                         | — deserters.  |                                    |   |
| 14.                         | — evidence for the Crown.   |                                    |   |
| 15.                         | — juvenile offenders for trial.                                   |                                    |   |
| 16.                         | Master debtors; being allowed rooms of superior accommodation.    |                                    |   |
| 17, 18.                     | Debtors.  |                                    |   |
| <i>In the Penitentiary.</i> |   | <i>Females' Prison.</i>            |   |
| 19, 20.                     | Male convicts, during the first third part of their imprisonment. | 1.                                 | Women under sentence of death.                                      |
| 21, 22.                     | Ditto, during the second part of ditto.                           | 2.                                 | — convicts in the Penitentiary.                                     |
| 23, 24.                     | Male convicts, during the remainder of their imprisonment.        | 3.                                 | — convicted misdemeanants.  |
|                             |   | 4.                                 | — for trial for felony.   |
|                             |   | 5.                                 | — ditto, for misdemeanors.  |
|                             |   | 6.                                 | — house-of-correction or bridewell prisoners.                       |
|                             |   | 7.                                 | — vagrants.   |
|                             |   | 8.                                 | — debtors.  |

† The radiating buildings are not carried to the extremity of the courts. The courts are consequently very spacious and airy. An opportunity is also afforded for an enlargement of the buildings at any future time.



weather. There are also several large inclosed yards (*h, h,*) which contain workshops; but these are not under inspection from any of the central stations.

The female prisoners occupy a detached building (*i*) in the rear, which has been recently fitted up for their separate confinement, under the exclusive care and superintendence of a matron and officers of their own sex. This department will contain upwards of sixty prisoners. The women are divided into eight classes.

The hospital or infirmary (*k*) is a commodious building in the rear, with airing-courts attached.

Between the two buildings last described, a tread-mill (*l, l,*) on a large scale has been lately erected. The prisoners work in classes, on eight separate wheels: these are placed so as to be under inspection from the officer's station (*d*). About 100 prisoners are employed at the tread-wheels.

There is an open area (*m*) about 50 feet wide, round the prison, between the courts and the boundary wall. The detached building in front (*n*) comprises the entrance-lodge, reception-rooms, &c. The opposite building (*o*) is the chaplain's residence.

The chapel is on the upper story of the central building. Each class has a separate compartment, the divisions being sufficiently high to prevent the classes from seeing each other, or communicating together.

The expense of erecting this prison was about 192,000*l.* exclusive of the tread-mill machinery, which cost upwards of 3000*l.*

---

### *Description of the General Penitentiary, Millbank, Westminster.*

THIS prison was built between the years 1815 and 1822. It is surrounded by a wall, 18 feet high, of an octagonal form, which incloses about sixteen acres of land. At a short distance from the boundary wall there is a moat, or canal, 15 feet wide, round the exterior: this canal is now connected with the river Thames which is in front of the prison. The situation is low and marshy, but the ground floor of the buildings is considerably elevated above the surface.

The general form of the prison is shown by the diagram on the following page\*.

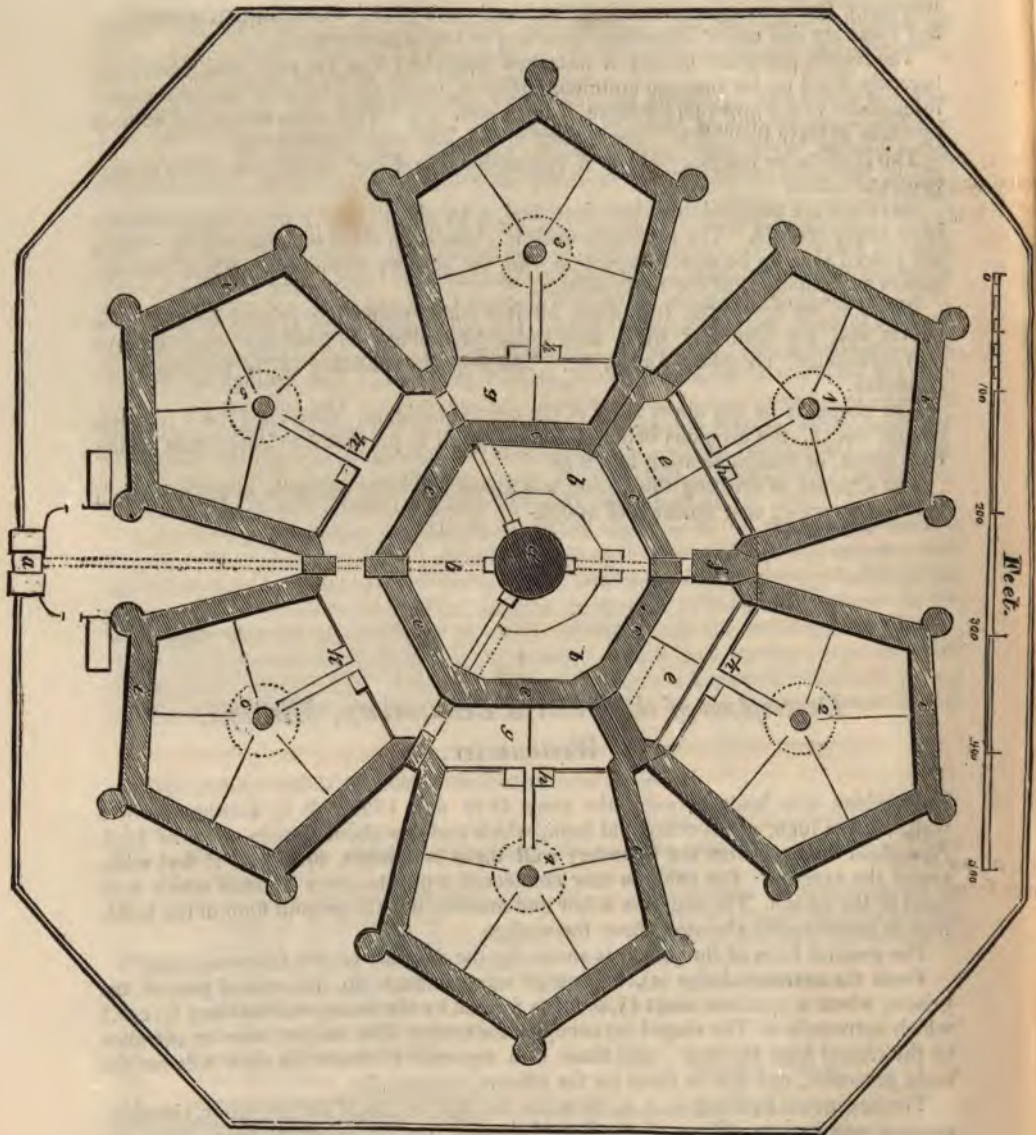
From the entrance-lodge (*a*), a passage-way conducts to the central part of the prison, where a spacious court (*b, b, b,*) is formed by the hexagonal building (*c, c, c,*) which surrounds it. The chapel (*d*) occupies the centre. The women have an entrance to the chapel from the rear; and there is a separate entrance on each side for the male prisoners, and one in front for the officers, visitors, &c.

The hexagonal building (*c, c, c,*) contains the apartments of the governor, chaplain, matron, and various officers of the Establishment, on the principal floor: from the windows of the upper apartments, the officers can see into the pentagonal areas (1, 2, 3, 4, 5, 6,) which contain the prisoners' courts, inclosed with lofty cell-buildings. The two pentagonal departments in the rear, (1, 2,) are appropriated to the females, the other four are occupied by the male prisoners. The lower floor of the hexagonal building (*c, c,*) next the womens' wards contains the laundries, contiguous to which are the wash-houses, in the courts (*e, e,*), and the kitchen (*f*). In the other part, connected with the mens' wards, are the bake-house, mill-house, and store-rooms for various manufactures, &c. which are contiguous to the courts (*g, g*).

---

\* This diagram is drawn to a scale of half the size of those preceding, (except Maidstone prison). The annexed plan would consequently have been double its present size, had it represented the same proportions as the former diagrams.





Each of the six pentagonal buildings incloses a spacious area (1, 2, 3, 4, 5, 6); and each area is divided into five courts, (making thirty in the whole,) for the use of the various classes of prisoners to take exercise in, at certain hours of the day\*. Each court or yard is about 70 feet square. In the centre of each pentagonal area there

\* The prisoners of the first class are brought out successively, in gangs consisting of about 16 each, twice a day during one part of the year, and three times during the other part, into their court-yards, where they spend a portion of the time allowed for air and exercise, in hard labour; (viz. in turning a machine for raising water, or a mill for grinding corn, moved by a crank;) and during the remainder of the time passed in the court-yard, they walk round, two and two, under the immediate and close inspection of an officer of the prison. The time employed by each prisoner in hard labour, exclusive of that spent in walking



is a small circular building, where an inspector is placed during the time the prisoners are admitted into the courts. The divisions between the courts are formed by walls, but the inclosure next the centre is of iron-railing, to admit of inspection. In the mens' airing-yards four mills are placed for grinding corn, and also four machines for raising water; all of these are worked by hand. The small buildings (*h, h*) at the entrance to the pentagonal areas, are used for visiting-rooms; in these the prisoners are occasionally allowed as an indulgence, to see their friends, in the presence of an officer.

The continued ranges of building (*i, i, i*) which inclose each pentagon on four sides, contain the prisoners' working and sleeping-cells, &c. These buildings are three stories high: the height of the first and second story is 11 feet each; that of the upper story 10 feet. Some of the working-cells, on the lower floor, are capable of containing three or more prisoners in each. The cells for prisoners to work in separately are each about 10 feet by 7 feet. The sleeping-cells on the upper stories are smaller: of these there are about 66 on a floor, in each pentagon. The ceilings of the cells are flat, being formed of stone slabs with iron supporters. The cells are placed next the courts: the general passages to the cells are next the rear or external part of the prison. The circular towers, at the angles of the pentagons, contain the staircases.

Although the prisoners' departments may appear to be detached from the central part of the prison, occupied by the governor and his officers, means of access and communication are provided: the officers can at all times enter the cell-passages, and make a circuit round the interior of each pentagon, for the purpose of inspecting the prisoners, individually, in their cells, through the iron-railed doors. This is indeed the only means of *internal inspection*, as the prisoners cannot be seen, when in their work-rooms or cells, from the officers' apartments; nor from the inspection-towers, except when they are in the airing-courts.

The buildings are designed to contain 1000 convicts;—600 men, and 400 women. The sum expended in the erection of this national prison was about 460,000*l*.

In consequence of the great sickness which prevailed among the prisoners at the Penitentiary, in the year 1823, it was deemed advisable to remove them from the buildings for a short period. Some alterations were then made in the prison, in order to improve the ventilation of the interior; and the prisoners' departments underwent the process of fumigation (by means of *chlorine gas*), under the advice of Sir Humphry Davy.—In 1824, the Parliamentary Committee again entered into an investigation of the state of the Penitentiary, when several medical men of the first eminence were examined on the subject\*. After remaining uninhabited several months, the Peni-

round the yards, is not to exceed two hours during the day. The prisoners of the second class are brought from their night-cells every morning, to work in larger cells, containing each from three to six prisoners; they also turn the water machines or mills, and take air and exercise in the court-yards belonging to their respective wards, walking round them two and two, like those of the first class.

Every male prisoner in each of the two classes sleeps in a separate cell, but those of the first class work at trades in the same cells by day, using hammocks instead of bedsteads, that they may have more room for the operations of manufacture.

The first class prisoners are those who live and work by themselves, and are considered to be in a state of probation. The rule is, that prisoners remain in this class half their servitude; but they may be removed at an earlier period for continued good conduct.

Under the present system, those who have been capitally convicted, are imprisoned for ten years; those who are sentenced to fourteen years transportation, for seven; and all seven-year cases, for five. Thus, ten is the *maximum*, and five the *minimum*, of the terms of confinement.

\* The following Extracts from the Evidence taken by the Committee, apply to the construction of the prison, and to its means of ventilation, &c.

*Alexander Copland Hutchinson, M.D. Principal Medical Superintendent to the Penitentiary. (March 11, 1824.)*

"Is it well ventilated?—With regard to the prison, as a house, I should say, no house could, apparently, be better ventilated; but having had that question asked me last session, and on



tentiary was again occupied by the prisoners, who had, during the interval, been confined on board of Hulks, fitted up for their reception at Woolwich.

re-considering all the circumstances of the case, I do not think that in the interior of the pentagons there is a sufficient circulation of air: it will be recollected that in my former evidence, I did recommend taking down the partition walls that separated one yard from another, and making a separation by means of iron stanchions or palisadoes, and which separation might be made as complete as it is now by walls, by having either canvas or tarpaulin, to let down when the prisoners are in their yards. The turnkeys being always with the prisoners, also, would prevent any intercourse taking place between those of the different yards; but it does appear to me that the ventilation is not at present so complete as it should be. I would moreover, while on this subject, with the permission of the committee, just say, in addition to what I have stated, that, if it be the intention of his majesty's government to cause that prison to be again occupied, I would, as a precaution, and in order to insure that degree of health, which it is so desirable should exist, recommend the removal of the exterior wall entirely, because it does prevent that current of air which I think so essential to the preservation of health in that place."

"Do you think the manner in which the wards run together in very acute angles, to be very likely to prevent great circulation of air?—I do; and I think what I have suggested now might be done without much expense, trouble or time: but if that should not succeed in making the building what a private house is, I would then, as there is no opening excepting by windows, and as those do not come immediately opposite each other or the door, suggest the propriety of making detached buildings of the pentagons; every pentagon to have two large gates opposite each other, one of which to be thrown open, whenever the wind might blow in that direction, in order to admit the current of air. I merely mention this as a further resource, in case, notwithstanding the former precautions, a greater degree of pure air should still be necessary."

"Is there not a greater circulation of air in the Penitentiary, than is existing in the small streets of the metropolis, in which the poorer classes generally live?—I do not think so: because in such places, there is a current of air; there are windows in the front and back; there are chimneys and doors; and all those openings make a constant current or perflation of air, which is not the case in the courts in the interior of the pentagons; if the building of each pentagon could be divided into two, so that fresh air might displace the foul, I think it would be as perfect as any private house; but at present, I do not think that is the case."—*Minutes of Evidence*, p. 49, 50, 54.

*Sir Henry Halford, Bart. M.D. (March 19, 1824.)*

"Is there any thing, in your opinion, in the construction of that building, that you should consider as unfavourable to the general health of the persons who are confined there?—I should say, considering all the circumstances under which they are confined, that there is not a sufficient current of air, a sufficient perflation of air in all the courts in which they take exercise."

"Have any means suggested themselves to you, by which that additional perflation of air can be supplied?—It appears to me, without being an architect myself, that a very simple expedient might be had recourse to, in making apertures in the walls between the airing-grounds; I think there is a greater necessity for air upon the ground floor, than there is any where else; that is wanted I think essentially."—*Minutes of Evidence*, p. 89.

"It is recommended by Sir Humphry Davy, that for the better ventilation of the cells in the first and second pentagons, a very small opening should be made through one of the walls in each cell, in a direction slanting upwards from the top of the cell, the openings to be either in the external wall next the airing-yards, or in the wall next the passages. In the four pentagons, where air-flues are already provided, he recommends that the opening from each cell into those air-flues should be raised about 18 inches, making it at the top of the cell, and close to the ceiling. He recommends also, that as free a supply of air, from the exterior of the building, should be conveyed into the passages and cells of the third and fourth pentagons, as now passes into the fifth and sixth, where Sylvester's warm-air stoves are used."

"For the more effectual ventilation of the airing-yards of the pentagons, Sir H. Davy recommends that several openings should be made under the floor of the building, on each side of every pentagon, giving a free current of air from the outside of the building next the garden, into the airing-yards, and that openings should be made for the same purpose, in the lower part of each division wall of the yards. He recommends also, that a number of openings should be made at regular intervals, in the lower part of the boundary wall, which surrounds the garden and buildings."—(*March 20, 1824.*)—*Minutes of Evidence*, p. 112, 113,

*Outline of the plan of construction, alluded to in the "Proposal for a new and less expensive mode of employing and reforming Convicts;" By Jeremy Bentham, Esq.*

[Printed in the Appendix to the Parliamentary Report of the Committee \*, on the laws relating to penitentiary houses : May, 1811 †.]

"THE building circular—an iron cage, glazed—a glass lantern, about the size of Ranelagh—the prisoners, in their cells, occupying the circumference—the officers, governors, (chaplain, surgeon, &c.) the centre."

"By blinds and other contrivances, the inspectors concealed (except in as far as they think fit to show themselves) from the observation of the prisoners : hence the sentiment of a sort of invisible omnipresence. The whole circuit reviewable with little, or if necessary, without any change of place. One station in the inspection part affording the most perfect view of every cell, and every part of every cell, unless where a screen is thought fit occasionally and purposely to be interposed."

"Against fire (if under a system of constant and universal inspection, any such accident could be to be apprehended), a pipe, terminating in a flexible hole, for bringing the water down into the central inspection-rooms, from a cistern of a height sufficient to force it up again by its own pressure, on the mere turning of a cock, and spread it thus over any part within the building."

"For visitors at the time of divine service, an annular gallery, rising from a floor laid immediately on the ceiling of the central inspection-room, and disclosed to view by the descent of a central dome, the superior surface of which, serves, after descent, for the reception of ministers, clerk, and a select part of the auditory : the prisoners all round, brought forward, within perfect view and hearing of the ministers, to the front of their respective cells."

"Solitude, or limited seclusion, *ad libitum*. But, unless for punishment, limited seclusion in assorted companies, is preferred :—an arrangement upon this plan alone exempt from danger. The degree of seclusion fixed upon, may be preserved in all places, and at all times, inviolate. Hitherto, where solitude has been aimed at, some of its chief purposes have been frustrated by occasional associations."

"The approach, one only—gates opening into a walled avenue cut through the area. Hence no strangers near the building without leave, not without being surveyed from it as they pass, nor without being known to come on purpose. The gates of open work, to expose hostile mobs ; on the other side of the road, a wall with a branch of the road behind, to shelter peaceable passengers from the fire of the building. A mode of fortification like this, if practicable in a city, would have saved the London prisons, and prevented the unpopular accidents in St. George's Fields."

"The surrounding wall itself surrounded by an open palisade, which serves as a fence to the grounds on the other side ; except on the side of the approach, no public path by that fence. A sentinel's walk between, on which no one else can set foot, without forcing the fence, and declaring himself a trespasser at least, if not an enemy. To the four walls, four such walks flanking and crossing each other at the ends. Thus each sentinel has two to check him."

---

\* The Report of the Committee does not contain any plan of the Panopticon prison here described ; but it is stated that models of the proposed building were exhibited by Mr. Bentham.

Mr. Bentham's other writings on this subject consist of "PANOPTICON: Postscript: Part 1, 2, and 3; containing further particulars and alterations, relative to the plan of construction originally proposed for a Penitentiary-house, &c." This work was printed in 1791.—Also "*Panopticon* ; or a Memoir on the Construction of Houses of Inspection, Workhouses, &c." inserted in the third volume of "*Traité de Legislation*."—The original Memoir was sent by the author, in 1791, to M. Garrañ, of Coulon, Member of the Legislative Assembly.

† Mr. Bentham's "Proposal" was first submitted to His Majesty's Government in the year 1790.



*General Directions to be observed in the Arrangement  
and Construction of Prisons, &c.*

Extracted from an Act (4 Geo. 4. cap. 64,) for Consolidating  
and Amending the Laws relating to the Building, Repairing,  
and Regulating of certain Gaols and Houses of Correction, in  
*England, and Wales* \*. (10th July 1823.)

Plans to provide for the security, classification, health, inspection, employment, and instruction of prisoners.

“ Sect. 49.—And be it further enacted, That in the altering, enlarging, repairing, building, or rebuilding of any Gaol or House of Correction under this Act, the Justices shall adopt such plans as shall afford the most effectual means for the security, classification, health, inspection, employment, and religious and moral instruction of the prisoners :—

The building shall be so constructed or applied, and the keeper's and officers' apartments so situated, as may best ensure the safety of the prison, and facilitate the control and superintendence of those committed thereto :—

Distinct wards for the several classes.

Distinct wards, and dry and airy cells shall be provided, in which prisoners of the several descriptions and classes herein-after enumerated, may be respectively confined ;

Males and females to be separated.

And it shall be considered as a primary and invariable rule, that the male prisoners shall in all cases be separated from the female, so as to prevent any communication between them :—

Provision shall be made for the separation of prisoners into the following classes :

Description of classes for gaols.

If a GAOL ;

First. Debtors, and persons confined for contempt of court, on civil process.

Secondly. Prisoners convicted of felony.

Thirdly. Those convicted upon trial of misdemeanors.

Fourthly. Those committed on charge or suspicion of felony.

Fifthly. Those committed on charge of misdemeanors, or for want of sureties.

Classes for houses of correction.

If a HOUSE OF CORRECTION ;

First. Prisoners convicted of felony.

Secondly. Prisoners convicted upon trial of misdemeanors.

Thirdly. Those committed on charge or suspicion of felony.

---

\* Sect. 2.—From and after the commencement of this Act, there shall be maintained, at the expense of every county in *England and Wales*, one common gaol ; and at the expense of every county not divided into ridings, or divisions, and of every riding or division of a county (having several and distinct commissions of the peace, or several or distinct rates, in the nature of county rates, applicable by law to the maintenance of a prison for such division,) in *England and Wales*, at least one house of correction ; and one gaol, and one house of correction shall be maintained in the several cities, towns, and places mentioned in the schedule marked (A), annexed to this Act.

SCHEDULE (A.)

List of Districts, Cities, Towns, and Places, in *England and Wales*, to which this Act shall extend, in addition to counties at large.

|             |                      |             |
|-------------|----------------------|-------------|
| Bristol.    | Kingston-upon-Hull.  | Norwich.    |
| Canterbury. | Leicester.           | Nottingham. |
| Chester.    | Lichfield.           | Portsmouth. |
| Coventry.   | Lincoln.             | Worcester.  |
| Exeter.     | Liverpool.           | York.       |
| Gloucester. | Newcastle-upon-Tyne. |             |

Fourthly. Those committed on charge of misdemeanors.  
Fifthly. Vagrants.

Places of confinement shall also be set apart in every gaol and house of correction, for such prisoners as are intended to be examined as witnesses in behalf of the crown in any prosecutions :—

Separate places for witnesses, &c.

And such further means of classification shall be adopted as the Justices shall deem conducive to good order and discipline :—

Further classification.

Separate rooms shall be provided as infirmaries or sick-wards for the two sexes, and as far as is practicable for the different description of prisoners :—

Separate wards for sick prisoners.

Warm and cold baths, or bathing tubs, shall be introduced into such parts of the prison as may be best adapted for the use of the several classes :—

Baths, &c.

Proper yards shall be allotted to the different classes, for air and exercise, and each class shall have the use of a privy,—and be furnished with a supply of good water :—

Airing-yards, privies, &c.

A separate sleeping-cell shall, if possible, be provided for every prisoner ; but as the numbers may sometimes be greater than the prison is calculated to contain, under the arrangement required by this Act, and as it is expedient that two male prisoners only should never be lodged together, a small proportion of cells or rooms shall be provided for the reception of three or more persons :—

A separate sleeping-cell for each prisoner.

Every prison shall contain rooms and places properly fitted up for the exercise of labour and industry :—

Work-rooms.

And also a competent number of cells, adapted to solitary confinement, for the punishment of refractory prisoners, and for the reception of such persons as may by law be confined therein :—

Solitary-cells.

A chapel shall be provided in every prison, in such a convenient situation as to be easy of access to all the prisoners ; it shall be fitted up with separate divisions for males and females, and also for the different classes ; it shall be strictly set apart for religious worship, or for the occasional religious and moral instructions of the prisoners, and shall never be appropriated to, or employed for any other purpose whatsoever.

Chapel, and separation of classes in ditto.

In cases where the Justices shall deem it necessary that the chaplain should reside, either occasionally or permanently, within the prison, or near to it, proper apartments shall be provided therein, or in the neighbourhood thereof, for his accommodation."

Residence for chaplain.

---

Extracts from an Act (5 Geo. 4. cap. 85.) for Amending an Act of the last Session of Parliament, relating to the Building, Repairing, and Enlarging of certain Gaols and Houses of Correction ; and for procuring information as to the State of all other Gaols and Houses of Correction in *England and Wales*.  
(21st June, 1824.)

" Sect. 10. And whereas in some other counties and places to which the said recited Act extends, by reason of the small number of prisoners usually confined therein, it may not be necessary to provide the whole number of wards and airing-grounds thereby required, but it is necessary to provide that in all prisons some certain means of classification should be secured ; be it further enacted, That in every prison to which the said recited Act extends, except *Canterbury, Lichfield, and Lincoln*, provision shall be made for the following classification at the least.

Reduced classification in prisons of local jurisdictions, &c.

In all such GAOLS the male and female prisoners shall be confined in separate wards or parts of the gaol.

Classes for gaols.



- Male prisoners.** The male prisoners shall be divided into five classes.  
 First. Debtors, and persons committed for contempt of court on civil process.  
 Second and Third. Prisoners convicted, who may be put into either of these classes, as to the visiting magistrates may seem meet, reference being had to the character and conduct of the prisoners, and the nature of their offence.  
 Fourth and Fifth. Prisoners committed for trial, who may also be put into either of these two classes, as to the visiting magistrates may seem meet, reference being had in like manner to the character and conduct of the prisoners, and the nature of their offence.
- Female prisoners.** The female prisoners shall be divided at least into three classes.  
 First. Debtors, and persons committed for contempt of court on civil process.  
 Second. Prisoners convicted.  
 Third. Prisoners committed for trial.
- Houses of correction.** In all such HOUSES OF CORRECTION the male and female prisoners shall also be confined in separate wards or parts of the house.
- Male prisoners.** The male prisoners shall be divided into five classes.  
 First and Second. Prisoners convicted, who may be put into either of such classes, as to the visiting magistrates may seem meet, regard being had to the character and conduct of the prisoners, and the nature of their offence.  
 Third and Fourth. Prisoners committed for trial, in all houses of correction where such prisoners are received; such prisoners may be put into either of these classes, as to the visiting magistrates may seem meet, regard being had, as already mentioned, to the character and conduct of the prisoner, and the nature of his offence.  
 Fifth. Vagrants.
- Gaol and House of Correction.** In places where the GAOL and HOUSE OF CORRECTION are united, the male prisoners shall be divided into six classes at least.
- Male prisoners.** First. Debtors, and prisoners committed for contempt of court on civil process.  
 Second and Third. Convicted prisoners.  
 Fourth and Fifth. Those committed for trial; such prisoners to be assigned to either of these classes of prisoners convicted or committed respectively; as to the visiting magistrates shall seem meet, regard being always had to the character and conduct of the prisoners, and the nature of their offence.  
 Sixth. Vagrants.
- Houses of Correction.** The female prisoners, in each of such Houses of Correction, shall be divided into three classes.
- Female prisoners.** First and Second. Prisoners convicted; the prisoners to be put into either of such classes, as to the visiting magistrates shall seem meet, regard being had to their character and conduct, and the nature of their offence.  
 Vagrants shall be assigned to one or the other of these classes, as the visiting magistrates, in their discretion, may see meet.  
 Third. Where females are committed to any House of Correction before trial, they shall be kept in a class by themselves."

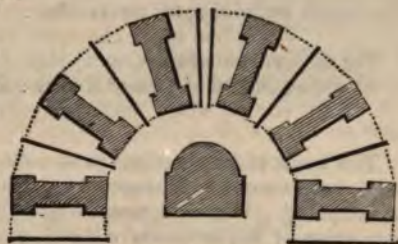
## SUPPLEMENTARY NOTES.

### *The Borough Gaol at Liverpool. (Vide page 18.)*

THE plan of this prison was considered to possess great superiority, at the period of its erection. The design resembled that made by Mr. Blackburn, for a National Penitentiary House for male convicts. Howard remarked of it, in 1787, (although the prison was not then built,) "there will be a proper separation of the different classes and sexes; and with a view to security, health, reformation, and convenience, I apprehend it will be one of the first borough gaols in the kingdom."

It is to be deeply regretted, that, in the arrangement of this prison, the evils likely to arise from communication between the classes escaped the attention of the architect. It was probably owing to this defect, that the *radiating* plan did not obtain a more general adoption in new prisons then erected\*, and that the *circular* plan was substituted in its place; the latter having been brought into notice by Mr. Bentham's proposal to His Majesty's Government, "for a new and less expensive mode of employing and reforming convicts," and by the subsequent writings of that gentleman, descriptive of the *Panopticon*, or principle of inspection, which it was his intention to introduce in the projected Penitentiary House.

It will be seen by the annexed diagram of the gaol at Liverpool, that the error in this design was the introduction of *several radii*, which occupied only *half* the circumference. The ends of the buildings next the centre were consequently brought near to each other; and hence arose the risk of two classes of prisoners communicating together, from the windows of opposite buildings; the facility for which was increased by the projecting ends, which placed the buildings in closer contact: these projections also prevented a part of the airing-yards from being seen, from the windows of the central apartments occupied by the officers.



This additional illustration appeared necessary, in order to show that the evil then complained of was not strictly attributable to any defect in the principle of the radiating plan, even at its earliest introduction; although, in this instance, a faulty arrangement was likely to be attended with mischief and inconvenience.

### *Buildings at right angles from the centre. (Vide page 19.)*

THE County Gaol and House of Correction at Hereford, erected about the year 1790, was formed on the radiating principle, but the three wing-buildings, connected with the centre, were placed at right angles from it; one on each side, and one in the rear. The central building contained a large octagonal hall on the ground floor, occupied by the turnkeys; from the windows of which, at the angles, there was good inspection over the six airing-courts: doors of communication were made from the centre into the prisoners' wards; but the internal inspection of the rooms was not provided for. The keeper's residence was detached, not being comprised in the central building. This prison has been enlarged: it now contains eleven separate divisions.

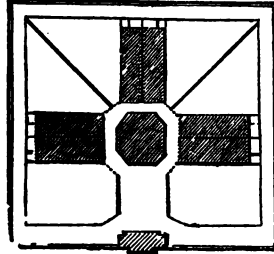
---

\* At this time also, the death of Mr. Blackburn, together with that of his illustrious patron and friend, Howard, which took place in the same year, (1790), tended materially to diminish the impression which had been excited in favour of their views on the subject of prison construction, and which were the result of long continued experience and practical investigation.



The County House of Correction at Exeter, erected about 1807, was built on a similar plan ; except that the three wing-buildings were not connected with the centre, an open area being formed round it ;—as is shown by the annexed diagram.

The governor's house occupies the central station. The wing-buildings are divided by middle walls, so as effectually to separate the two classes in each building. There are 72 separate sleeping-cells. There is a surrounding passage-way, and also some detached workshops behind ; but the latter are not shown in the diagram. Tread-wheels have recently been placed in the four airing-courts in the rear ; and the prisoners work at them under inspection from the officers' apartments in the centre.



In the Gaol and Bridewell for the City of Exeter, the wings are attached to the central building, which contains the keeper's apartments, and from which there is inspection over the prisoners' airing-courts.

The House of Correction for the City of York is on the same principle. From the governor's room the surrounding airing-yards are completely inspected : the prisoners' day-wards are also readily accessible.

The modern part of the County House of Correction at Southwell, Nottinghamshire, is on a similar plan to that of Exeter : it was erected in 1808\*.

This mode of arrangement, with subsequent improvements, presents many advantages to recommend its adoption for a small prison, or where extensive classification is not required. When the three wing-buildings adjoin the central building, the *internal* inspection of the prisoners' day-rooms can be rendered very complete, by the introduction of loop-holes, or small windows, in the walls of the officers' apartments : immediate access to the prisoners' rooms can also be obtained, without passing out of the building.

---

\* The other part of this prison, which is in the rear, was built some years previous : it is on the polygonal form, (similar to Chester gaol,) having five airing-courts under inspection from the central apartments.

THE END.

**SOCIETY FOR THE IMPROVEMENT OF PRISON DISCIPLINE,  
AND FOR THE REFORMATION OF JUVENILE OFFENDERS.**

*Patron.*—H. R. H. THE DUKE OF GLOUCESTER, K.G.

*Vice-Presidents :*

|  |                               |  |
|--|-------------------------------|--|
| The Duke of BUCKINGHAM.                              | The Lord Bishop of CHESTER.   | Rt. Hon. Sir G. H. ROSE, B <sup>t</sup> . M.P. |
| The Marquis of LANSDOWNE.                            | The Lord Bishop of St. ASAPH. | HON. GEORGE ANSON, M.P.                        |
| Earl of DERBY.                                       | LORD HOLLAND.                 | Sir T. D. ACKLAND, B <sup>t</sup> . M.P.       |
| — ALBEMARLE.   | — DYNEVOR.                    | Sir T. BARING, B <sup>t</sup> . M.P.           |
| — DARTMOUTH.   | — SUFFIELD.                   | Sir JAMES MACKINTOSH, M.P.                     |
| — HARCOURT.  | — GRENVILLE.                  | Sir WILLIAM ANSON.                             |
| — HARDWICKE.   | — AUCKLAND.                   | T. W. COKE, Esq. M.P.                          |
| — CLARENDON.   | — CALTHORPE.                  | WILLIAM DICKENSON, Esq. M.P.                   |
| — GROSVENOR.   | — ROCKSavage.                 | T. G. ESTCOURT, Esq. M.P.                      |
| — LIVERPOOL.   | — CLIVE.                      | W. H. FREEMANTLE, Esq. M.P.                    |
| — ROSSLYN.   | — BELGRAVE.                   | WILLIAM MANNING, Esq. M.P.                     |
| — HARROWBY.  | — NUGENT.                     | JAMES SCARLETT, Esq. M.P.                      |
| — DARNLEY.   | — ALTHORPE.                   | JOHN SMITH, Esq. M.P.                          |
| The Lord Bishop of LICHFIELD                         | Rt. Hon. C. M. SUTTON, M.P.   | WILLIAM WILBERFORCE, Esq.                      |
| and COVENTRY.  | Rt. Hon. W. S. BOURNE, M.P.   | E. B. WILBRAHAM, Esq. M.P.                     |
| The L <sup>d</sup> B <sup>p</sup> of BATH and WELLS. |                               |  |

*Treasurer.*—THOMAS FOWELL BUXTON, Esq. M.P.

*Chairman of the Committee.*—SAMUEL HOARE, Esq.

The object of this Institution is to extend those principles, and promote those designs, to establish which the exalted and unwearied labours of the illustrious HOWARD were so powerfully directed. The Society ascertains and recommends those plans for the regulation of prisons, which experience has proved best calculated to inspire the Criminal with the dread of imprisonment, and induce him, on his liberation, to abandon his guilty habits. The Society collects and transmits information, prints and circulates publications, and prepares such designs for the erection of new and alteration of old prisons, as are adapted to ensure the classification, inspection, religious instruction, hard labour, and regular employment of the Criminal.

In the course of their visits to the gaols in the metropolis, the Committee frequently meet with young persons, of both sexes, who, on their discharge from confinement, are in a state of extreme destitution, and literally know not where to lay their heads. It is the practice of the Society to assist such friendless objects of compassion; and in order to render the relief thus afforded, efficacious, a Temporary Refuge has been established for such as are disposed to abandon their evil courses. This asylum has been instrumental in rescuing from vice and misery many, who but for this seasonable aid, must have resorted to criminal practices for support. In this establishment, the



inmates are instructed in moral and religious duties, subjected to habits of order and industry, and after a time, are provided with situations, with a reasonable prospect of becoming honest and useful members of Society.

To extend these objects, and to render the exertions of the Society more widely beneficial, the Committee solicit the aid of Public Benevolence. Their expenses are unavoidably serious, and their funds are at present very low; but it is trusted that pecuniary support will not be withheld, when it is considered, that on the liberality with which this appeal is answered, depends, in a great measure, the success of the Society's objects—the prevention of Crime, and the reformation of the Guilty.

---

Communications to the Society are requested to be addressed to the Chairman of the Committee, or to the Treasurer, at the Office of the Society, 18, Aldermanbury.

---

An Annual Subscription of One Guinea, or a Donation of £10 10s. constitutes a Member of this Society.

Donations and Annual Subscriptions are received by the following Bankers:—Barclay, Tritton, and Co. Lombard Street; Barnetts, Hoare, and Co. Lombard Street; Drummonds and Co, Charing Cross; Frys and Co. St. Mildred's Court; Goslings and Co. Fleet Street; Hammersleys and Co. Pall Mall; Smith, Payne, and Smith, Lombard Street; and also at the Society's Office.

**ERRATUM.**

**Page 37, Line 16, *for* "surrounded" *read* "surmounted."**









*Lately Published,*  
By THE SOCIETY for the IMPROVEMENT of PRISON DISCIPLINE, &c.

RULES  
FOR THE DAY, TWENTY-FOUR HOURS, EMPLOYED BY  
CONVICTIONS IN PENITENTIARIES.

*Commencing on the 1st of January 1841.*  
For the regulation and arrangement of the Prison, the Regulation of Discipline,  
and the conduct of the various departments thereof.

With an APPENDIX.

A DESCRIPTION of the TREADMILL.

WITH A

*View of the Mechanics of Horse and of*

ASSET THOMAS, OF LONDON, & BRETON, SENIATE,  
WITH PLATES OF THE MACHINERY.

*With a Plate of the Description of the Treadmill.*

By which the daily Appointment of individual Labour may be ascertained  
by Inspection.

A DESCRIPTION of the TREADMILL.

*as applied to the Treadmill.*

WITH PLATES OF THE MACHINERY, &c.

INCLOSURES

RELATIVE TO THE TREADMILL.

By which the Appointment of Labour may be ascertained by Inspection,  
and the Treadmill may be ascertained by Inspection.

By which the Treadmill may be ascertained by Inspection, and the Treadmill may be ascertained by Inspection.

THE SEVERAL REPORTS

OF

THE SOCIETY

FOR THE IMPROVEMENT OF PRISON DISCIPLINE, &c.